



Cyprus

Overview

EIB INVESTMENT SURVEY

2021

EIB INVESTMENT SURVEY 2021

Cyprus

Overview

EIB Investment Survey Country Overview: Cyprus

© European Investment Bank (EIB), 2021. All rights reserved.

About the EIB Investment Survey (EIBIS)

The EIB Group Survey on Investment, which has been administered since 2016, is a unique, annual survey of some 13 500 firms. It covers firms in all European Union Member States and also includes a sample of firms in the United Kingdom and the United States.

The survey collects data on firm characteristics and performance, past investment activities and future plans, sources of finance, financing issues and other challenges that firms face, such as climate change and digital transformation. The EIBIS, which uses a stratified sampling methodology, is representative across all 27 EU Member States, the United Kingdom and the United States, as well as across four classes of firm size (micro to large) and four main economic sectors (manufacturing, construction, services and infrastructure). The survey is designed to build a panel of observations, supporting the analysis of time-series data. Observations can also be linked back to data on firm balance sheets and profit and loss statements. The EIBIS was developed by the EIB Economics Department. It is managed by the department with the support of Ipsos MORI.

About this publication

The series of reports provide an overview of data collected for the 27 EU Member States, the United Kingdom and the United States. The reports are intended to provide a snapshot of the data. For the purpose of these publications, data are weighted by value-added to better reflect the contribution of different firms to economic output. Contact: eibis@eib.org.

Download the findings of the EIB Investment Survey for each EU country or explore the data portal at www.eib.org/eibis.

About the Economics Department of the EIB

The mission of the EIB Economics Department is to provide economic analyses and studies to support the Bank in its operations and in the definition of its positioning, strategy and policy. The department and its team of 40 economists is headed by Debora Revoltella, director of economics.

Main contributors to this publication

Emmanouil Davradakis, Julie Delanote, Irene Rizzoli.

Disclaimer

The views expressed in this publication are those of the authors and do not necessarily reflect the position of the EIB.

About Ipsos Public Affairs

Ipsos Public Affairs works closely with national governments, local public services and the not-for-profit sector, as well as international and supranational organisations. Its around 200 research staff in London and Brussels focus on public service and policy issues. Our research makes a difference for decision makers and communities.

For further information on the EIB's activities, please consult our website, www.eib.org. You can also contact our InfoDesk, info@eib.org.

Published by the European Investment Bank. Printed on FSC® Paper.

EIBIS 2021 – Cyprus

KEY RESULTS

Investment Dynamics and Focus

EIBIS 2021 shows that firms in Cyprus are becoming more optimistic for 2021, with more firms expecting to increase investment than to decrease it. This represents a substantial positive shift from EIBIS 2020. On average, firms in Cyprus spent a half of their investment on replacing buildings and equipment, up from 37% in EIBIS 2020. The largest share of investment went into machinery and equipment (40%).

Impact of COVID-19

COVID-19 had a strong impact on Cypriot firms, with 46% of them reporting a decline in sales compared to the beginning of 2020 (in line with the EU average). In terms of investment, firms in Cyprus tended to be less impacted by COVID-19 than those across the EU, as only 17% revised their investment plans downwards, against an EU average of 26%. The majority of firms in Cyprus (83%) report COVID-19 to have no impact on their investment plans.

When asked about the short-term actions due to COVID-19, digitalisation stood out with 44% of firms saying that they have taken action or made investment to become more digital, in line with the EU average (46%).

Investment Needs and Priorities

COVID-19 will undeniably have a long-term impact on needs and priorities. Again, digitalisation stands out, with the largest share of firms (53%) expecting an increased use of digital technologies in the long-term, in line with the EU average (55%).

Irrespective of the firm size, the share of firms at or above full capacity has declined since EIBIS 2020 (44% versus 66%). The majority of Cypriot firms do not perceive gaps in terms of investment. Despite the difficult circumstances, 70% of firms report having invested about the right amount over the last three years, while 11% felt they invested too much, much higher than among EU firms (2%).

Innovation Activities

Innovation activity remained stable: 36% of firms developed or introduced new products, processes or services as part of their investment activities in 2020, which is broadly in line with what was reported in EIBIS 2020 and the EU average. Three-quarters of firms (74%) have implemented at least one of the advanced digital technologies they were asked about (especially big data, platforms, robotics and drones), an increase from what was reported in EIBIS 2020 (54%).

Drivers and Constraints

Firms remain, on balance, pessimistic about the political and regulatory climate and the availability of internal finance. Nevertheless, expectations for the overall economic climate have turned positive again, as well as the perception of business prospects in the sector and the availability of internal finance.

Uncertainty about the future is cited as the main long-term barrier to investment (mentioned by 94% of the firms), followed by energy costs (86%) and business regulation (84%). Levels of concern in all three areas exceed the EU average.

Investment Finance

Access to finance conditions in Cyprus are more worrisome than in the rest of the EU, as 14% of Cypriot firms are finance-constrained and the trend is rising since EIBIS 2019. In addition, levels of dissatisfaction with external finance abundantly exceed the EU average, particularly in terms of cost, collateral requirement and available amount.

As a result of the COVID-19 crisis, 16% of firms increased their debt. Public support to most affected businesses was relevant: 61% of the firms have received some form of financial help, in line with the EU average (56%). Subsidies and other support which do not need to be paid back were the main forms of financial support in response to COVID-19 (49%, compared to 36% across the EU).

Climate Change and Energy Efficiency

A sizeable share of firms in Cyprus perceives the effect of climate change: 60% of firms think that climate change is having an impact on their business, broadly in line with EIBIS 2020 (64%) and the EU average (58%). Cypriot firms are starting to internalize the risks associated with the transition to net zero, with more firms considering the transition to stricter climate standards and regulations as an opportunity rather than a risk for their business over the next five years (40% and 20%, respectively).

The proportion of firms who have already invested to tackle the impacts of climate change has fallen from 23% in EIBIS 2020 to 13%, but there appears to be an upward trend in terms of the percentage that are planning to invest, standing at 40%, 5% higher than in EIBIS 2020. As well as investing in climate change, a quarter (24%) of firms invested in energy efficiency in 2020. Finally, 41% of firms report having set and monitored internal targets on carbon emissions and energy consumption, comparable to the EU average (46%).

Firm management, gender balance and employment

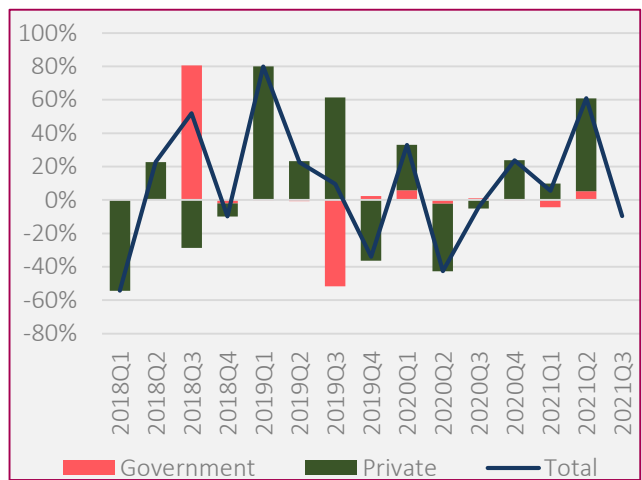
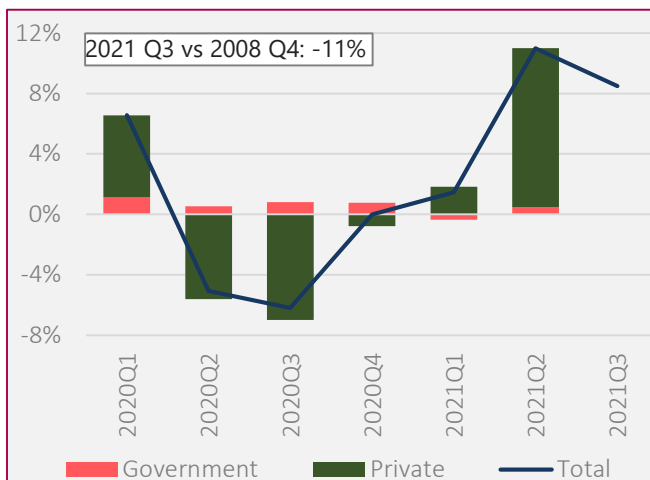
Asked about several management practices, 91% of firms strove for gender balance in 2020, well above the EU average (60%). Seven in ten firms (69%) linked individual performance to pay and 63% used a strategic business monitoring system – broadly in line with the EU averages. Overall, firms in Cyprus experienced a 12% drop in employment, while it remained unchanged in the EU. Medium and large firms were more affected than micro and small firms.

Investment Dynamics and Focus

INVESTMENT DYNAMICS BY INSTITUTIONAL SECTOR

After the COVID-19-related drag, investment dynamics have improved and investment has bounced back to the pre-COVID levels, with investment in Q2 2021 displaying a significant improvement: 11% above the pre-crisis levels and 61% above investment in the same quarter of the

previous year. Total investment in Q3 2021 dropped slightly again, but still remained above pre-pandemic levels. Private sector investment, suffering substantially due to COVID-19, led the recovery in investment in 2021.



The graph on the left shows the evolution of total Gross Fixed Capital Formation (in real terms); by institutional sector. The data are transformed into four-quarter sums, deflated using the implicit deflator for total GFCF. The four-quarter sum of total GFCF in 2019 Q4 is normalized to 0. Source: Eurostat

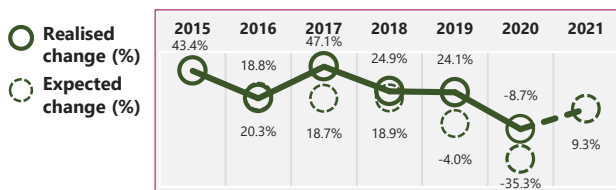
The graph on the right shows the year-on-year growth of total gross fixed capital formation (in real terms); by institutional sector. The data are deflated using the implicit deflator for total GFCF. Source: Eurostat.

INVESTMENT CYCLE AND EVOLUTION OF INVESTMENT EXPECTATIONS

EIBIS 2021 shows that firms in Cyprus became more optimistic for 2021, with more firms expecting to increase investment than to decrease it. This represents a substantial positive shift from EIBIS 2020.

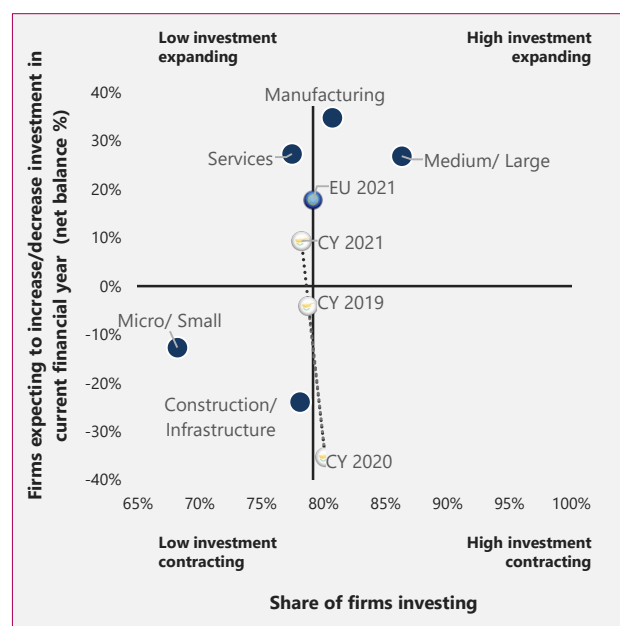
Medium/large firms and those in the manufacturing sector have the most positive outlook for investment in 2020, while construction and infrastructure firms still hold a negative investment outlook.

The forecasted negative investment expectation was not as severe as predicted in EIBIS 2020, with investment expectations even bouncing back to positive.



'Realised change' is the share of firms who invested more minus those who invested less; 'Expected change' is the share of firms who expect(ed) to invest more minus those who expect(ed) to invest less.

Base: All firms



Share of firms investing shows the percentage of firms with investment per employee greater than EUR 500. The y-axis line crosses x-axis on the EU average for EIBIS 2021.

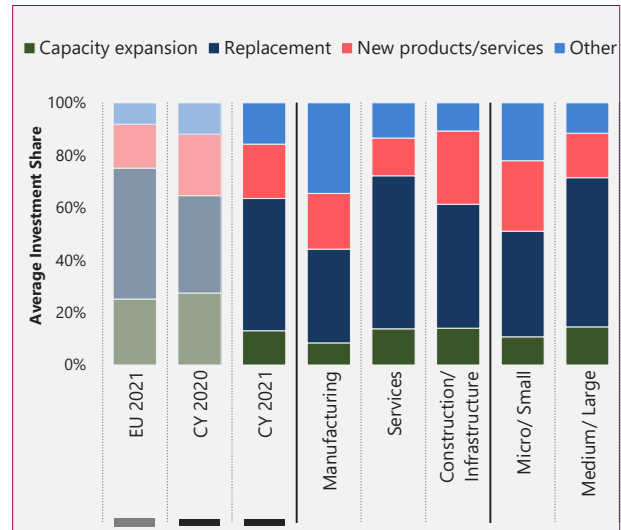
Base: All firms (excluding don't know/refused responses)

Investment Dynamics and Focus

PURPOSE OF INVESTMENT IN LAST FINANCIAL YEAR (% of firms' investment)

On average, firms in Cyprus spent a half of their investment on replacing buildings and equipment in 2020. This proportion of firms has risen by thirteen percentage points from 37% in EIBIS 2020 and is in line with the EU average. About 21% of the firms invested in new products and services and 13% in capacity expansion.

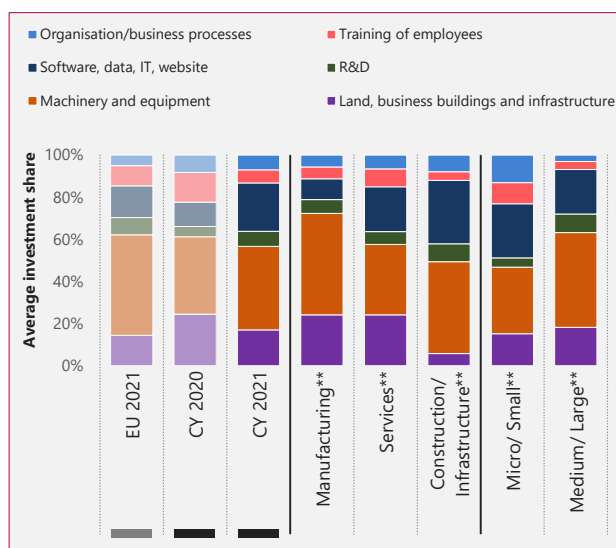
The data suggests that replacement was more of an investment priority for medium/large firms and those in the service sector. Instead, investment in new products and services was more of a priority for micro/small firms and those in the construction/infrastructure sector.



Q. What proportion of total investment was for (a) replacing capacity (including existing buildings, machinery, equipment, IT) (b) expanding capacity for existing products/services (c) developing or introducing new products, processes, services?

Base: All firms who have invested in the last financial year (excluding don't know/refused responses)

INVESTMENT AREAS



Out of the six investment areas considered, the largest share of investment in 2020 by Cypriot firms went into machinery and equipment (40%), followed by software, data, IT and website activities (23%), and land, business buildings and infrastructure (17%). Compared to EIBIS 2020, investment in software, data, IT and website activities doubled, signalling the endeavour of Cypriot firms to become more digital.

Investment activities varied depending on the sector and size of the business. Firms in the manufacturing sector and medium/large firms invested the most in machinery and equipment. Instead, construction/infrastructure firms and micro/small firms invested the most in intangibles.

Q. In the last financial year, how much did your business invest in each of the following with the intention of maintaining or increasing your company's future earnings?

**Caution small base size

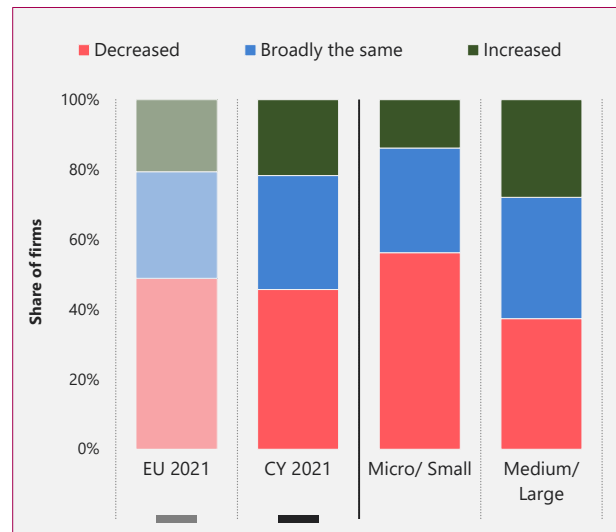
Base: All firms who have invested in the last financial year (excluding don't know/refused responses)

Impact of COVID-19

IMPACT OF COVID-19 ON SALES

COVID-19 hit firms in various ways. When asked about the impact on sales, nearly half of all firms in Cyprus (46%) report their sales have declined compared to the beginning of 2020, in line with the EU average. In contrast, 22% of firms in Cyprus have experienced an increase, in line with the EU average.

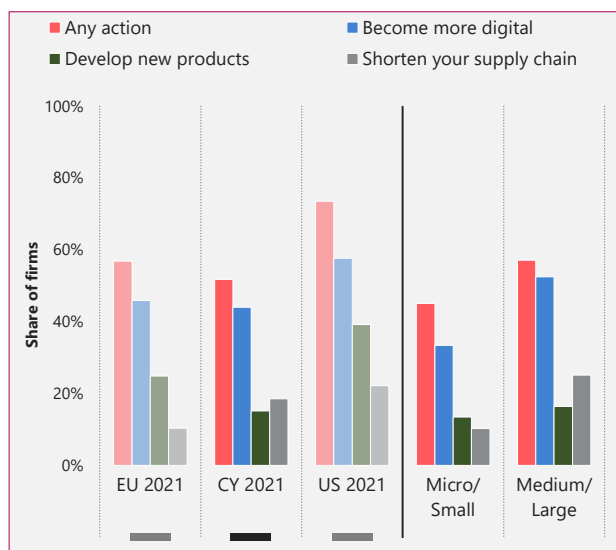
The data suggest that micro/small firms have suffered a larger decline in sales than medium/large firms. Almost a third of medium/large firms experienced increased sales.



Q. What has been the impact so far of the COVID-19 pandemic on your company's sales or turnover compared to the beginning of 2020?

Base: All firms (excluding don't know/refused responses)

SHORT-TERM ACTIONS AS A RESULT OF COVID-19



In Cyprus, about half (52%) of the firms have taken at least one short-term action or made investments in response to COVID-19, broadly in line with the EU average (57%), but much lower than in the US (74%).

The most commonly cited action is a shift towards becoming more digital (44%), followed by shortening supply chains (19%) and the development of new products (15%).

The data suggest that medium/large firms are more likely to have taken short-term action in response to COVID-19 than micro/small firms, particularly in the areas of becoming more digital and shortening supply chains.

Q. As a response to the COVID-19 pandemic, have you taken any actions or made investments to...?

Base: All firms (excluding don't know/refused responses)

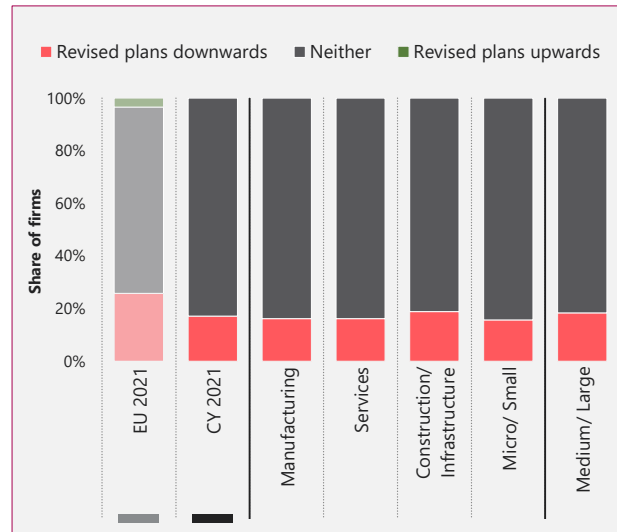
Impact of COVID-19

IMPACT OF COVID-19 ON INVESTMENT

Overall firms in Cyprus tended to be less impacted by COVID-19 than those across the EU. When asked about whether they made any changes to their investment expectation during the pandemic, 83% of Cypriot firms report no change, a higher share than the EU average (71%).

No firms reported an upward revision of their investment plans, while 17% revised their investment plans downwards.

There are no significant variations by sector or size of firm.

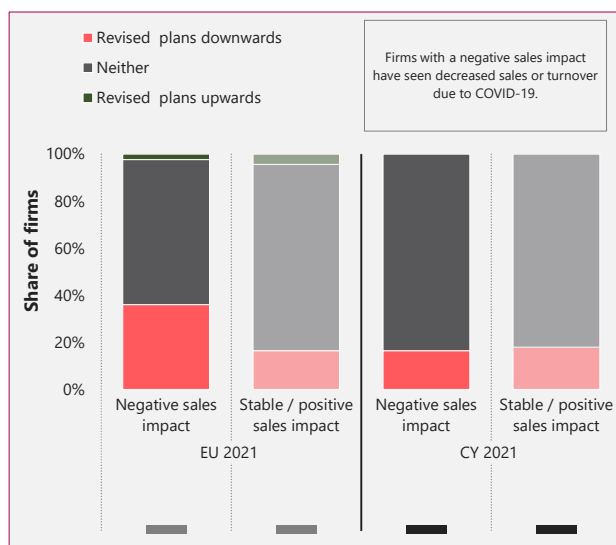


Q. Has your company taken any of the following actions as a result of the COVID-19 pandemic?

Q. You mentioned revising your investment plans due to the COVID-19 pandemic. Did you revise them upward or downward?

Base: All firms (excluding don't know/refused responses)

DIFFERENCES IN IMPACT OF COVID-19 ON INVESTMENT



In Cyprus, the impact of COVID-19 on investment was limited, with the majority of firms reporting unchanged investment expectations, regardless of the impact COVID-19 had on their sales.

Irrespective of the impact of COVID-19 on sales, the share of firms that revised downwards their investment plans is lower in Cyprus relative to the EU.

Q. Do you expect the COVID-19 outbreak to have a long-term impact on any of the following?

Q. What has been the impact so far of the COVID-19 pandemic on your company's sales or turnover compared to the beginning of 2020? Has it...?

Base: All firms (excluding don't know/refused responses)

Investment Needs and Priorities

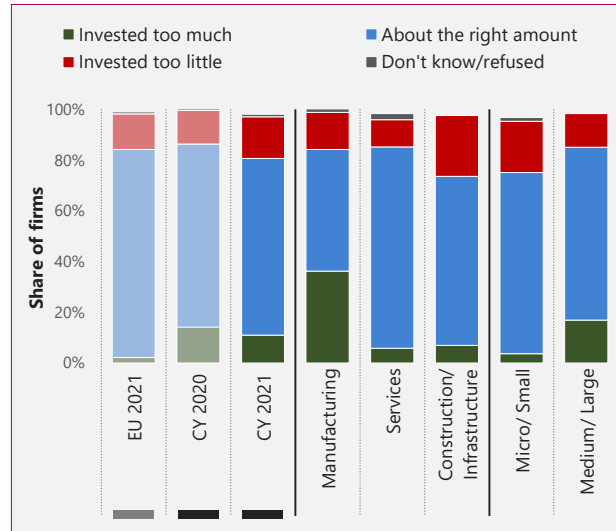
PERCEIVED INVESTMENT GAP

The majority of Cypriot firms do not perceive major investment gaps. In spite of the difficult circumstances, 70% of firms believe that their investment activities over the last three years have been in line with their needs, which is broadly in line with the share reported in EIBIS 2020.

A much smaller proportion of firms (16%) report that they invested too little and 11% believe they invested too much.

Firms in Cyprus are more likely than EU firms to feel that they invested too much over the past three years (11% versus 2%, respectively) and are less likely to feel they invested about the right amount (70% versus 82%).

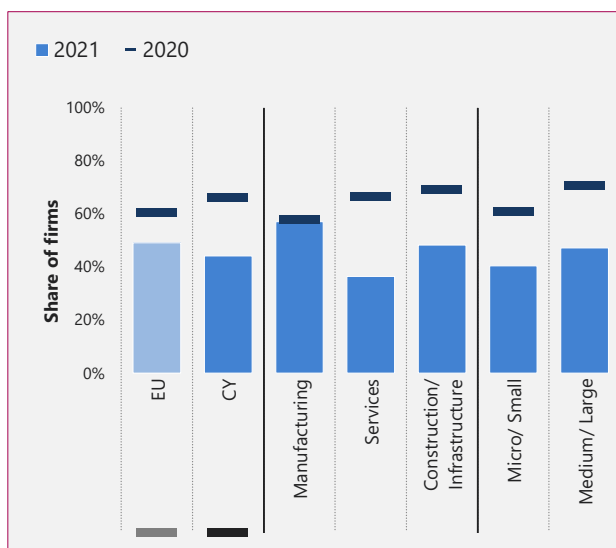
Manufacturing and medium/large firms are more likely to feel they invested too much over the past three years, while firms in services and construction/infrastructure on average feel that they invested the right amount.



Q. Looking back at your investment over the last 3 years, was it too much, too little, or about the right amount?

Base: All firms (excluding 'Company didn't exist three years ago' responses)

SHARE OF FIRMS AT OR ABOVE FULL CAPACITY



Full capacity is the maximum capacity attainable e.g. company's general practices regarding the utilization of machines and equipment, overtime, work shifts, holidays etc.

Q. In the last financial year, was your company operating above or at maximum capacity attainable?

Base: All firms (data not shown for those operating somewhat or substantially below full capacity)

Irrespective of the firm size, the share of firms at or above full capacity has declined since EIBIS 2020 (44% versus 66%) and has become aligned with the EU average (49%).

The highest share of firms operating at or above full capacity in 2020 were among the manufacturing sector (57%) and this is similar to EIBIS 2020 (58%).

Smaller proportions of firms in the services and construction/infrastructure sectors operated at or above full capacity compared to EIBIS 2020.

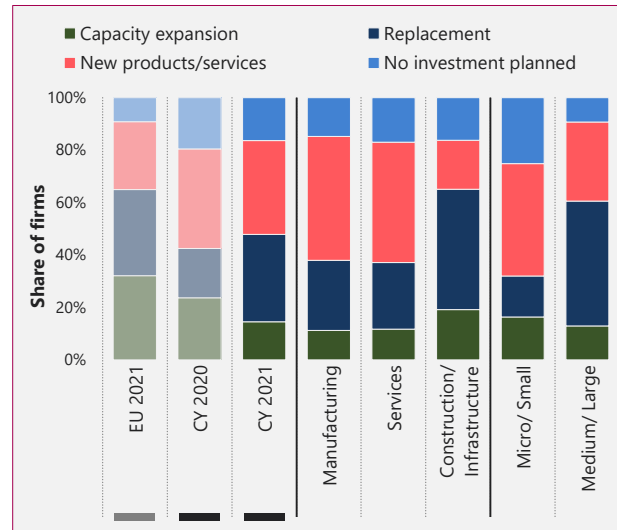
Investment Needs and Priorities

FUTURE INVESTMENT PRIORITIES (% of firms)

Developing or introducing new products, processes or services and replacing existing buildings and equipment are the most commonly cited investment priorities for the next three years among firms in Cyprus (36% and 33%, respectively) while 14% mention capacity expansion as their priority. The proportion of firms prioritising replacement has almost doubled since EIBIS 2020 (19%), while the proportion of firms mentioning capacity expansion has dropped from 24%.

Compared to the EU average, firms in Cyprus are much less likely to prioritise capacity expansion and are more likely to introduce new products/services.

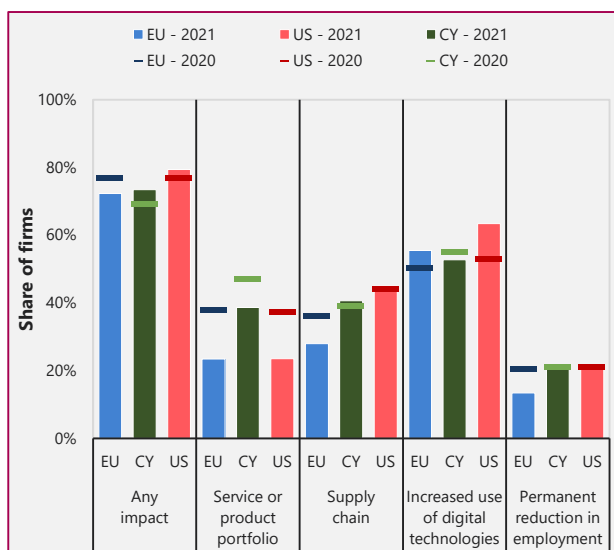
Construction/infrastructure firms and medium/large firms tend to be more likely to prioritise replacement than other businesses.



Q. Looking ahead to the next 3 years, which is your investment priority (a) replacing existing buildings, machinery, equipment, IT; (b) expanding capacity for existing products/services; (c) developing or introducing new products, processes, services?

Base: All firms (excluding don't know/refused responses)

COVID-19 LONG-TERM IMPACT



COVID-19 will undeniably have a long-term impact on firms' needs and priorities, as reported by 73% of Cypriot firms. This is in line with the rest of the EU (72%), but slightly higher than what was reported in EIBIS 2020 (69%).

The most commonly anticipated long-term impact is the increased use of digital technologies (53%), similar to the EU average (55%).

Firms in Cyprus are more likely than EU firms to think that COVID-19 will have a long-term impact on their service or product portfolio (39% versus 23%, respectively) and on their supply chain (41% versus 28%, respectively).

Q. Do you expect the COVID-19 outbreak to have a long-term impact on any of the following?

Base: All firms

Innovation Activities

INNOVATION ACTIVITY

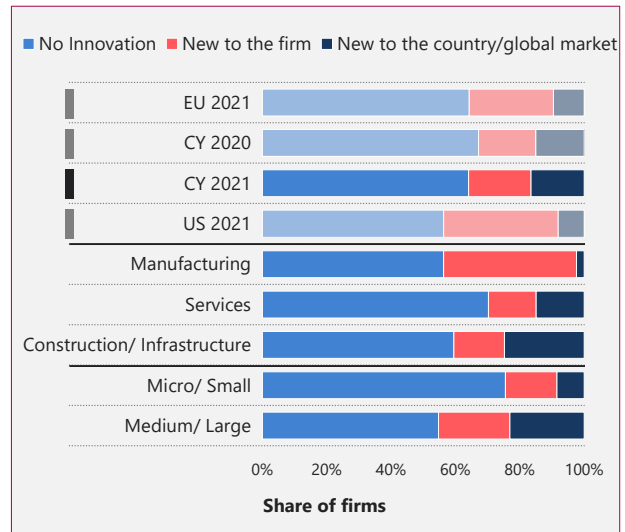
Overall 36% of firms developed or introduced new products, processes or services as part of their investment activities in 2020, which is broadly in line with what was reported in EIBIS 2020 (33%) and the EU average (36%). Among them, 19% developed or introduced new products, processes or services that were new to the firm, while 16% claim to have undertaken innovation that is new to the country or world.

Firms in the service sector and micro/small firms in Cyprus were less likely to have innovated. Manufacturing firms innovated mostly through introducing products new to the firm and construction/infrastructure firms mostly innovated through introducing products new to the country/world.

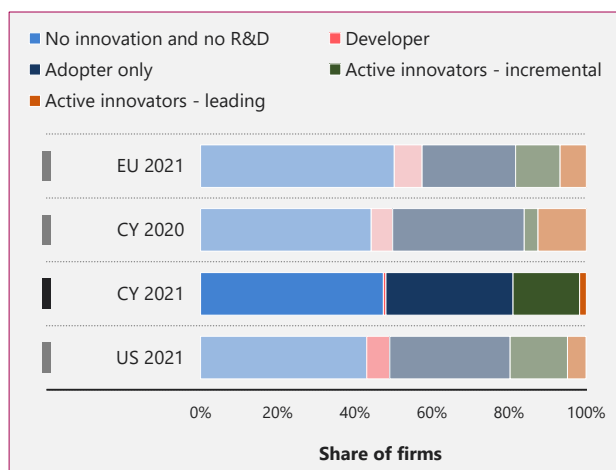
Q. What proportion of total investment was for developing or introducing new products, processes, services?

Q. Were the products, processes or services new to the company, new to the country, new to the global market?

Base: All firms (excluding don't know/refused responses)



INNOVATION PROFILE



Q. What proportion of total investment was for developing or introducing new products, processes, services?

Q. Were the products, processes or services new to the company, new to the country, new to the global market?

Q. In the last financial year, how much did your business invest in Research and Development (including the acquisition of intellectual property) with the intention of maintaining or increasing your company's future earnings?

Base: All firms (excluding don't know/refused responses)

A fifth of firms (19%) in Cyprus can be classified as 'active innovators', that is firms that invested heavily in research and development and introduced a new product, process or service. The overall proportion of active innovators is in line with EIBIS 2020 (16%) and with the average for the EU. Contrary to EIBIS 2020, a greater proportion of this group is made up of firms that introduced products, processes or services that are new to the local context (incremental innovators), instead of leading innovators.

The 'No innovation and no R&D' group comprises firms that did not introduce any new products, processes or services in the last financial year. The 'Adopter only' introduced new products, processes or services but without undertaking any of their own research and development effort. 'Developers' are firms that did not introduce new products, processes or services but allocated a significant part of their investment activities to research and development. 'Incremental' and 'Leading innovators' have introduced new products, processes and services and also invested in research and development activities. The two profiles differ in terms of the novelty of the new products, processes or services. For incremental innovators these are 'new to the firm'; for leading innovators these are new to the country/world.

Innovation Activities

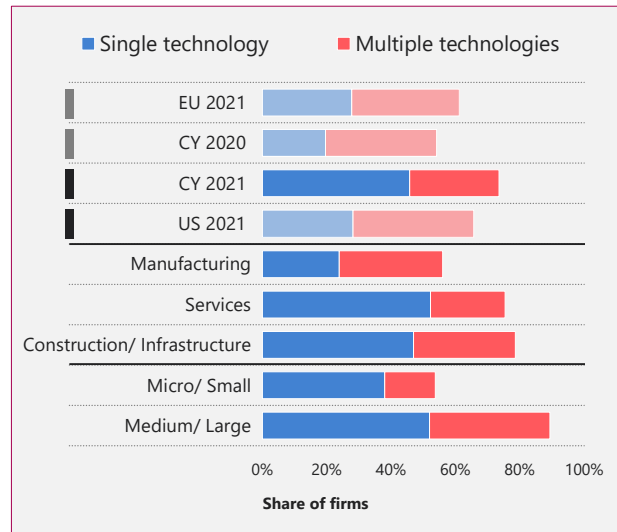
IMPLEMENTATION OF ADVANCED DIGITAL TECHNOLOGIES

Overall, 74% of Cypriot firms have implemented at least one advanced digital technology, an increase from EIBIS 2020 (54%).

Medium/large firms are more likely than micro/small firms to have implemented at least one advanced digital technology (89% versus 54%, respectively).

Among the advanced digital technologies, Cypriot firms implement mostly drones, platforms and robotics. Some technologies such as big data, virtual reality and drones were even more widely implemented in Cyprus than in the EU.

IoT technology is implemented by 27% of firms, similar to the EU average.

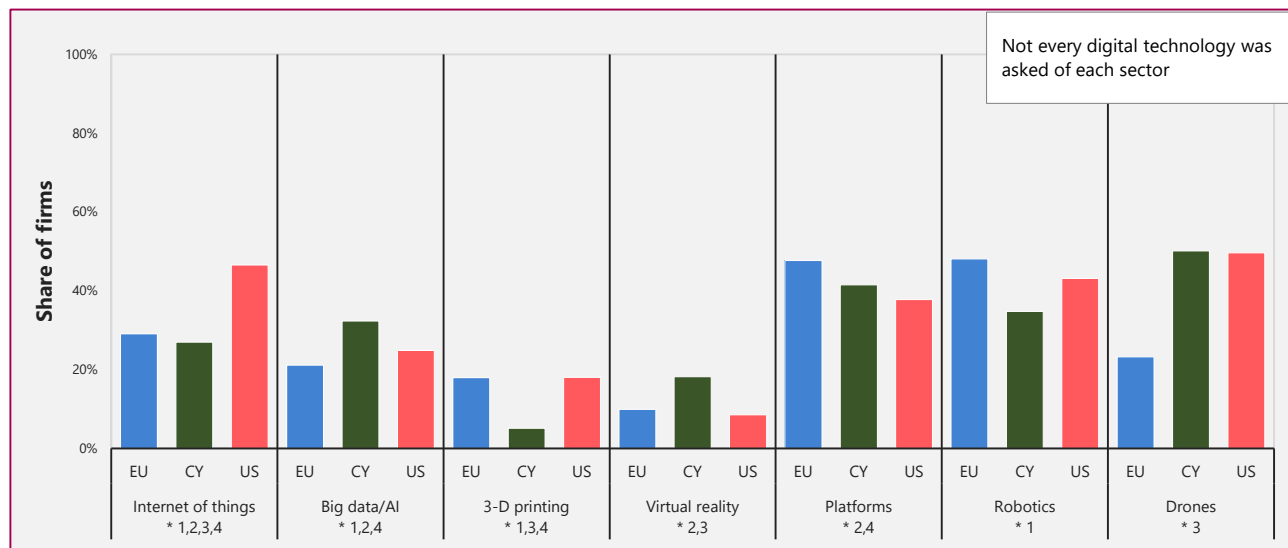


Q. Can you tell me for each of the following digital technologies if you have heard about them, not heard about them, implemented them in parts of your business, or whether your entire business is organised around them?

Reported shares combine implemented the technology 'in parts of business' and 'entire business organised around it'

Base: All firms (excluding don't know/refused responses)

ADVANCED DIGITAL TECHNOLOGIES



* Sector: 1 = Asked of Manufacturing firms, 2 = Asked of Construction/ Infrastructure firms, 3 = Asked of Services firms, 4 = Asked of infrastructure firms

Q. Can you tell me for each of the following digital technologies if you have heard about them, not heard about them, implemented them in parts of your business, or whether your entire business is organised around them?

Reported shares combine implemented the technology 'in parts of business' and 'entire business organised around it'

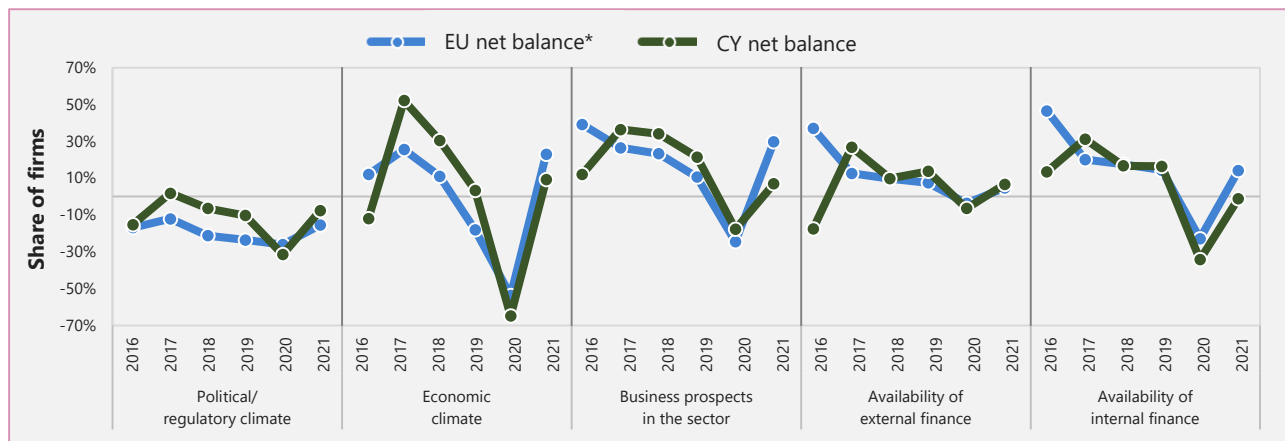
Base: All firms (excluding don't know/refused responses);
Sample size CY: Manufacturing (46); Services (81); Construction/ Infrastructure (50)

Drivers And Constraints

SHORT-TERM FIRM OUTLOOK

More Cypriot firms expect the political and regulatory climate to deteriorate than improve in the next twelve months, but the outlook is improving compared to 2020. This is in line with firms across the EU. Cypriot firms are less

optimistic relative to their EU peers with regards to the availability of internal finance. Nevertheless, expectations for the overall economic climate, business prospects in the sector and availability of external finance have turned more positive again.



Q. Do you think that each of the following will improve, stay the same, or get worse over the next twelve months?

*Net balance is the share of firms seeing improvement minus the share of firms seeing a deterioration

Base: All firms

SHORT-TERM FIRM OUTLOOK BY SECTOR AND SIZE (NET BALANCE %)



Please note: green figures are positive, red figures are negative

Q. Do you think that each of the following will improve, stay the same, or get worse over the next twelve months?

Base: All firms

With the exception of the manufacturing sector and medium/large firms, firms are consistently more negative than positive with regards to political/regulatory climate and internal finance.

Construction/infrastructure firms are more negative than positive across all factors, with the exception of the economic climate, where they tend towards a more optimistic outlook.

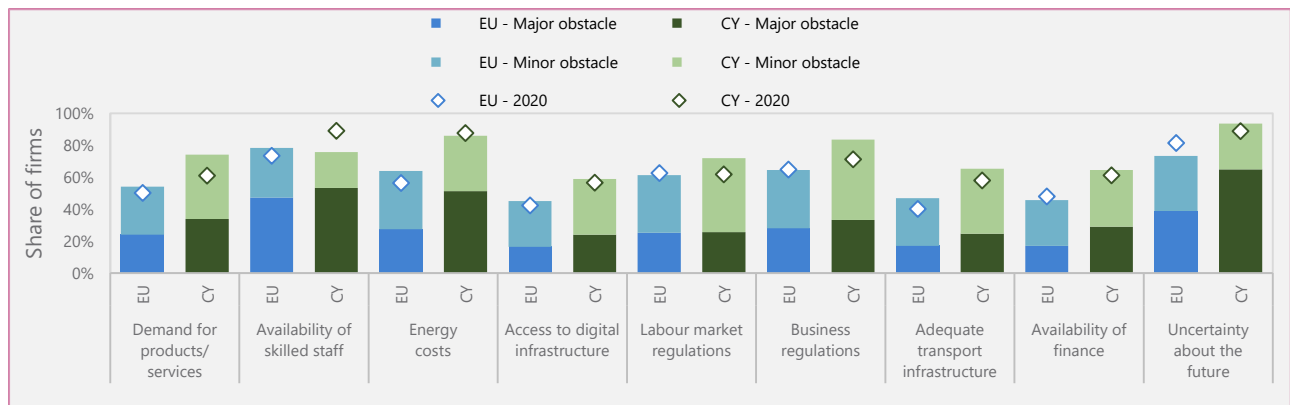
Micro/small firms are less optimistic than medium/large firms across all business areas put forward for consideration.

Drivers And Constraints

LONG-TERM BARRIERS TO INVESTMENT

Overall, Cypriot firms seem to perceive more obstacles to investment in 2021 than in 2020, with the exception of availability of skilled staff. Moreover, firms in Cyprus are more likely than EU firms to cite nearly all factors asked about as a barrier to investment. The exceptions to this are the availability of staff with the right skills and labour market regulations for which the share of firms reporting this to be an obstacle is in line with the EU

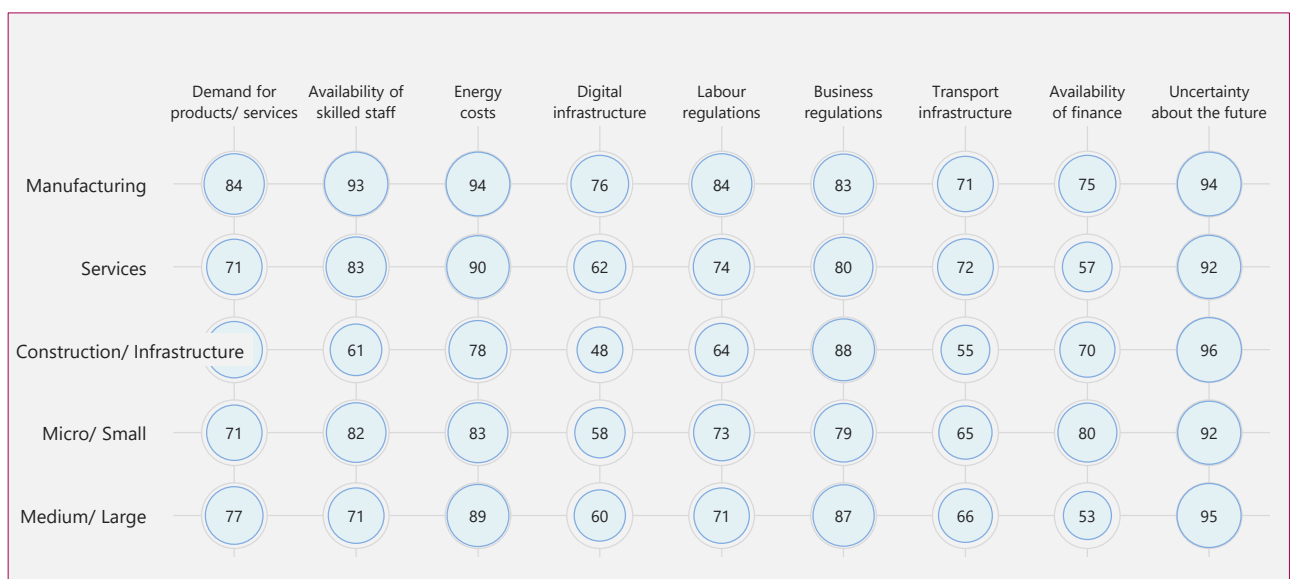
average. Uncertainty about the future is cited as the main long-term barrier to investment (94%), which is broadly in line with EIBIS 2020 (89%) but above the EU average (73%). The other two long-term barriers mostly cited by Cypriot firms are energy costs (86%) and business regulations (84%). This finding is consistent across all sectors and sizes of firms.



Q. Thinking about your investment activities in Cyprus, to what extent is each of the following an obstacle? Is it a major obstacle, a minor obstacle or not an obstacle at all?

Base: All firms (data not shown for those who said not an obstacle at all/don't know/refused)

LONG-TERM BARRIERS BY SECTOR AND SIZE



Q. Thinking about your investment activities in Cyprus, to what extent is each of the following an obstacle? Is it a major obstacle, a minor obstacle or not an obstacle at all?

Reported shares combine 'minor' and 'major' obstacles into one category

Base: All firms (data not shown for those who said not an obstacle at all/don't know/refused)

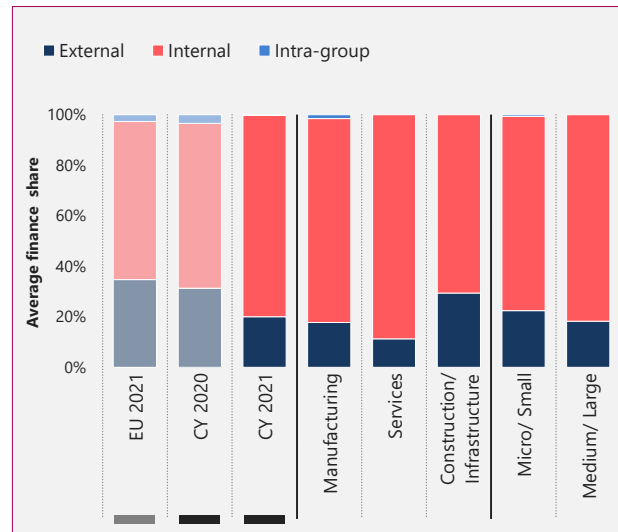
Investment Finance

SOURCE OF INVESTMENT FINANCE

Firms in Cyprus continued to fund the majority of their investment in 2020 through internal financing (80%) which is a larger share than what was reported in EIBIS 2020 and higher than the EU average (65% and 63%, respectively).

External finance made up the remainder of the used funding (20%), with intra-group finance accounting for less than 1% of investment. These figures are lower than the EU average and what was reported in EIBIS 2020.

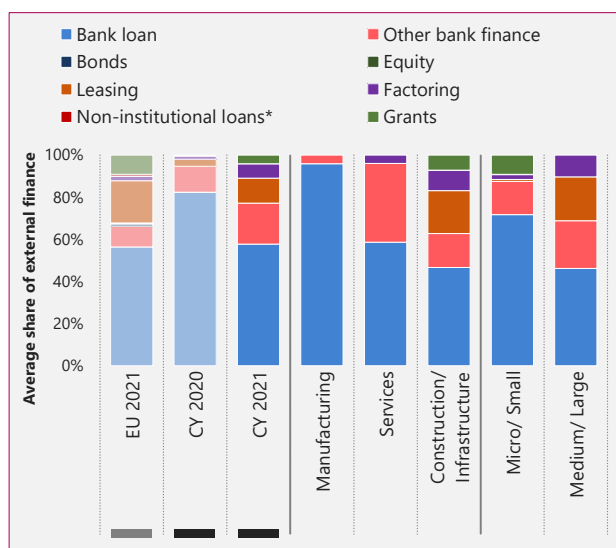
Construction/infrastructure firms tend to be more likely to have financed investment from external sources than firms in other sectors.



Q. What proportion of your investment was financed by each of the following?

Base: All firms who invested in the last financial year (excluding don't know/refused responses)

TYPE OF EXTERNAL FINANCE USED FOR INVESTMENT ACTIVITIES



Q. Approximately what proportion of your external finance does each of the following represent?

*Loans from family, friends or business partners

Base: All firms who used external finance in the last financial year (excluding don't know/refused responses)

In 2020, bank loans continued to make up the largest share of external finance (58%) used for investment activities, and this is in line with the EU average (56%), but this proportion has shrunk since EIBIS 2020.

Other bank finance accounted for the second highest share of external finance (20%), followed by leasing (12%), factoring (7%) and grants (4%).

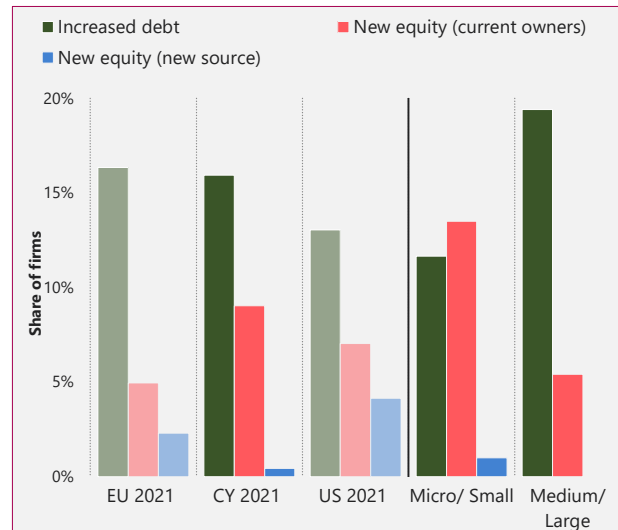
Manufacturing and service firms' external finances appear to have been sourced almost exclusively from banks, whereas construction/infrastructure firms sourced from a more varied pool, with the largest share being some form of bank finance.

Medium/large firms resorted mostly to non-bank loans financing (54%), unlike micro/small firms (28%).

Investment Finance

ACTIONS TAKEN AS A RESULT OF COVID-19

In response to the pandemic, firms in Cyprus have increased their debt position (16%), at par with their EU peers. Yet, a slightly higher share of Cypriot firms raised equity from current owners compared to the EU average (9% against 5%).



Q. Has your company taken any of the following actions as a result of the COVID-19 pandemic?

Base: All firms (excluding don't know/refused responses)

SHARE OF FIRMS RECEIVING FINANCIAL SUPPORT IN RESPONSE TO COVID-19



Public support was substantial in Cyprus, as 61% of the firms report that they have received financial support in response to COVID-19, either via a bank or other finance provider or government-backed finance. This is in line with the EU average (56%).

Subsidies or other financial support that do not need to be paid back in the future made up the largest share of financial support (49%), followed by deferral of payments (24%).

The share of firms receiving subsidies or financial support that they do not need to pay back is higher in Cyprus than the EU average.

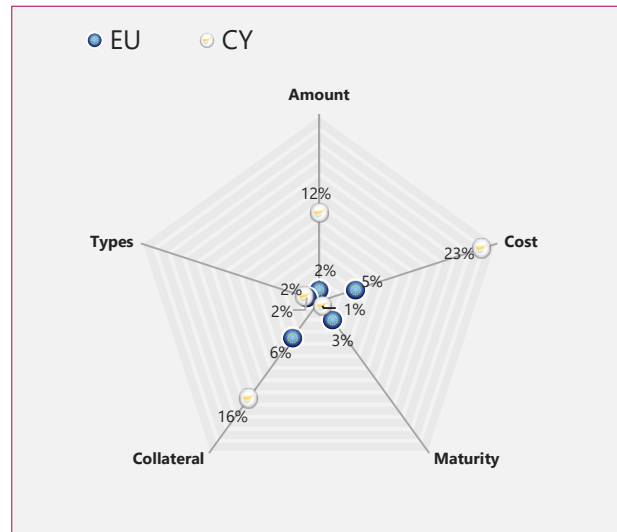
Q. Since the start of the pandemic, have you received any financial support in response to COVID-19? This can include finance from a bank or other finance provider, or government-backed finance

Base: All firms (excluding don't know/refused responses)

Access To Finance

DISSATISFACTION WITH EXTERNAL FINANCE RECEIVED

Cypriot firms' levels of dissatisfaction with external finance vary broadly according to the aspect considered. Firms in Cyprus are considerably more dissatisfied with the cost of finance compared to the EU average (23% against 5% respectively). Moreover, Cypriot firms are significantly more dissatisfied with the amount received (12%) and the collateral required (16%) than the EU average (2% and 6% respectively). Instead, their levels of dissatisfaction with the type of external finance received and the time to repayment are in line with what was reported by the rest of EU firms.



Q. How satisfied or dissatisfied are you with ...?

Base: All firms who used external finance in the last financial year (excluding don't know/refused responses)

DISSATISFACTION BY SECTOR AND SIZE (%)



Manufacturing firms are the least likely to express dissatisfaction regarding all aspects of financial support, while construction/infrastructure firms tend to be the most dissatisfied, particularly regarding the cost of finance.

Collateral is the biggest issue for micro/small firms with 36% expressing dissatisfaction. In contrast, for medium/large firms, the cost of finance and the amount available receive the highest levels of dissatisfaction (38% and 21%, respectively).

Q. How satisfied or dissatisfied are you with ...?

*Caution small base size

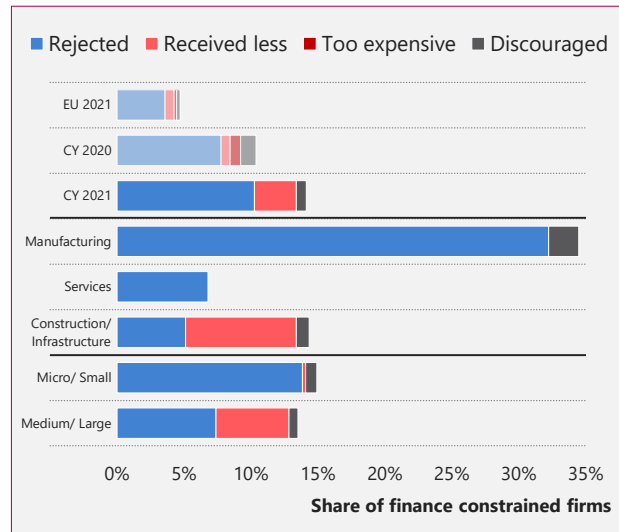
Base: All firms who used external finance in the last financial year (excluding don't know/refused responses)

Access To Finance

SHARE OF FINANCE CONSTRAINED FIRMS

Financial constraints seem to be a problem of increasing importance: 14% of all firms in Cyprus can be considered financially constrained in terms of external finance, a slightly higher share compared to EIBIS 2020 (10%) and considerably higher than the EU average of 5%.

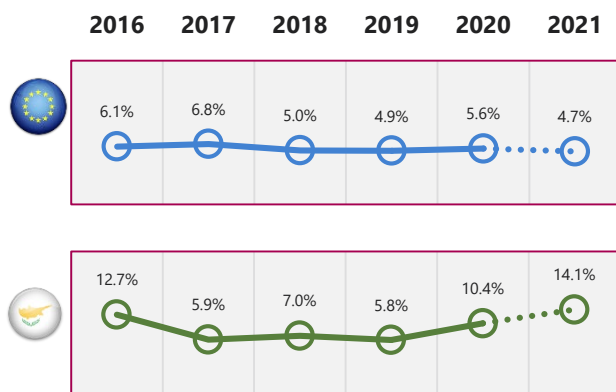
Manufacturing firms are the most likely to be financially constrained in terms of external finance, as almost 35% of them report having been rejected after asking for external finance or being discouraged from applying in the first place.



Finance constrained firms include: those dissatisfied with the amount of finance obtained (received less), firms that sought external finance but did not receive it (rejected) and those who did not seek external finance because they thought borrowing costs would be too high (too expensive) or they would be turned down (discouraged)

Base: All firms (excluding don't know/refused responses)

FINANCING CONSTRAINTS OVER TIME



There has been an increasing trend of financially constrained firms: the share has started rising again since EIBIS 2019.

Base: All firms (excluding don't know/refused responses)

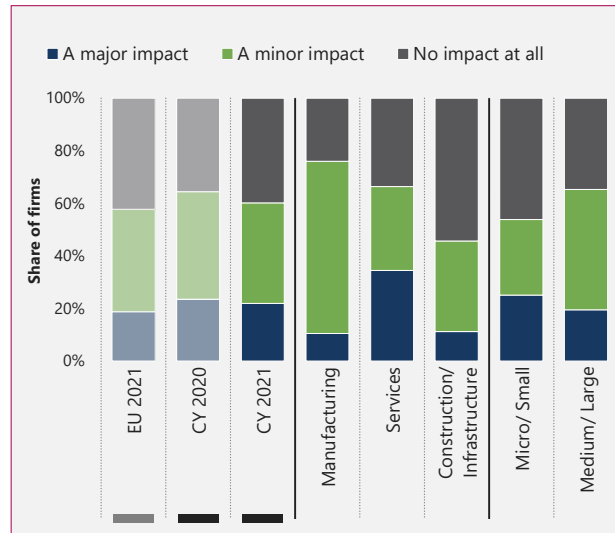
Climate Change and Energy Efficiency

IMPACT OF CLIMATE CHANGE – PHYSICAL RISK

A sizeable share (60%) of firms in Cyprus think that climate change is having an impact on their business, broadly in line with what was reported in EIBIS 2020 (64%) and the EU average (58%).

Firms in the construction/infrastructure sector tend to be less likely to think that climate change is impacting their business. Instead, manufacturing firms are the most likely ones to perceive the effect of weather events on their business, although they mainly consider the impact as minor.

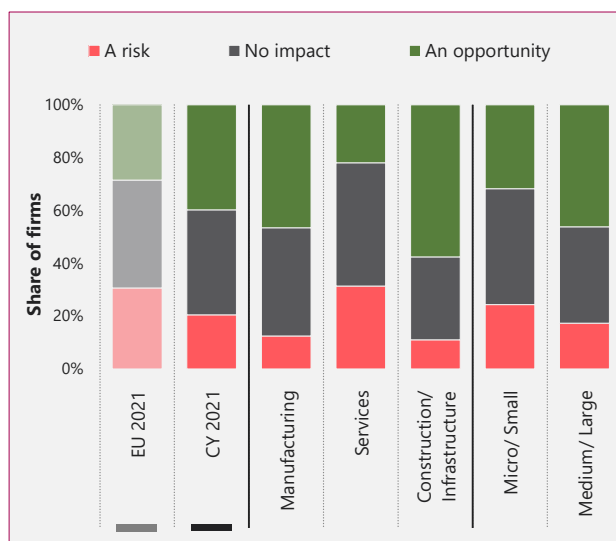
Medium and large firms are also slightly more likely than micro and small firms to perceive the impact of climate change (66% against 54%).



Q. Thinking about climate change and the related changes in weather patterns, would you say these weather events currently have a major impact, a minor impact or no impact at all on your business?

Base: All firms (excluding don't know / refused responses)

IMPACT OF CLIMATE CHANGE – RISKS ASSOCIATED WITH THE TRANSITION TO A NET ZERO EMISSION ECONOMY OVER THE NEXT FIVE YEARS



On average, 60% of the firms in Cyprus internalise the transition to a net zero economy. While a fifth of firms (20%) see the transition to stricter climate standards and regulations as a risk to their business, a far greater share (40%) see this as an opportunity. This represents a more optimistic outlook than the EU, where 28% of firms see the transition as an opportunity.

Service firms appear to be the least optimistic about the impact of the transition to stricter climate standards and regulations, with 31% perceiving this as a risk.

Q. Thinking about your company, what impact do you expect this transition to stricter climate standards and regulations will have on your company over the next five years?

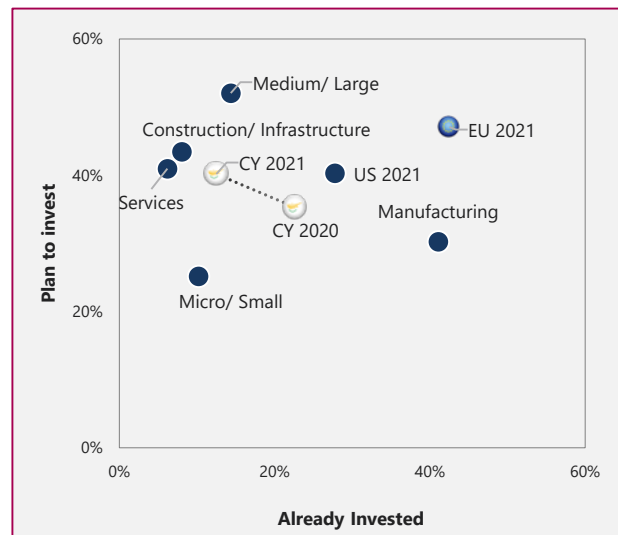
Base: All firms (excluding don't know / refused responses)

Climate Change and Energy Efficiency

INVESTMENT PLANS TO TACKLE CLIMATE CHANGE IMPACT

About one in ten (13%) firms have already invested to tackle the impacts of weather events and to deal with the process of reduction in carbon emissions, a lower share compared to what was reported in EIBIS 2020 (23%). The outlook on investment to tackle climate change is improving, with 40% of firms planning to invest, 5% more than in EIBIS 2020. In comparison to the rest of the EU (43%), the share of Cypriot firms who have already invested is lower, while the share of firms in Cyprus that are planning to invest is slightly below the EU average (47%).

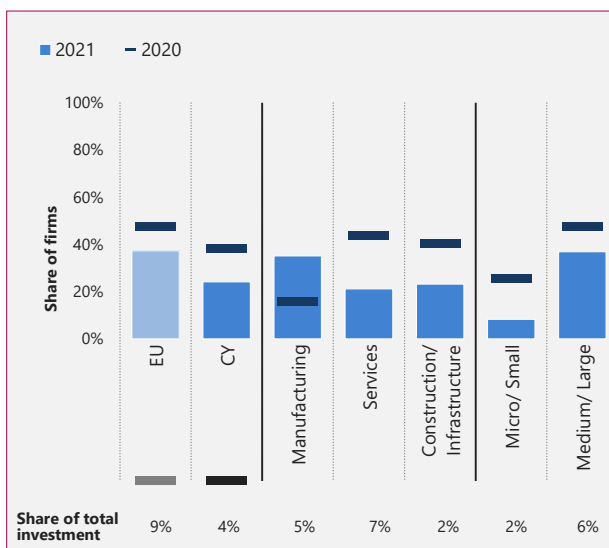
Until now, manufacturing firms have paved the way in terms of investment, but they tend to be slightly less likely to be planning to invest compared with service and construction/infrastructure sectors.



Q. Now thinking about investments to tackle the impacts of weather events and to deal with the process of reduction in carbon emissions, which of the following applies?

Base: All firms (excluding don't know/refused responses)

SHARE OF FIRMS INVESTING IN MEASURES TO IMPROVE ENERGY EFFICIENCY AND SHARE OF TOTAL INVESTMENT



Investment in energy efficiency had a low diffusion among Cypriot firms. 24% of firms invested in measures to improve energy efficiency in 2020, a lower share compared to the share of firms that invested in 2019 (38%) and lower than the EU average (38%). The overall share of total investment given over to energy efficiency measures by firms in Cyprus stands at 4%.

The proportion of firms investing is greatest - and has increased - in the manufacturing sector (35%) and among medium/large firms (37%).

Q. What proportion of the total investment in the last financial year was primarily for measures to improve energy efficiency in your organisation?

Base: All firms (for share of firms investing)

Base: All firms who have invested in the last financial year (excluding don't know/refused responses) (average share of investment)

Firm management, climate targets, gender balance and employment

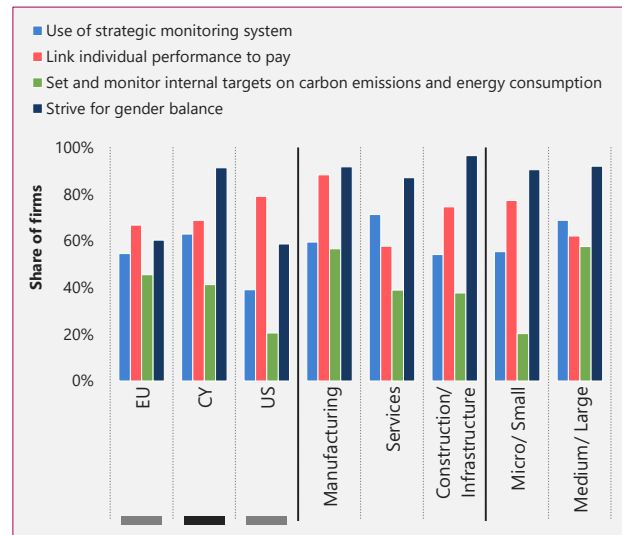
FIRM MANAGEMENT, CLIMATE TARGETS AND GENDER BALANCE

Asked about several management practices, 91% of the firms report having striven for gender balance in their business in 2020, well above the EU average (60%).

Regarding the use of strategic monitoring systems (63%) and the link of individual performance to pay (69%) Cypriot firms are in line with the EU averages (55% and 67% respectively).

In terms of environment, 41% of the firms report having set and monitored internal targets on carbon emissions and energy consumption, which is similar to the EU average (46%).

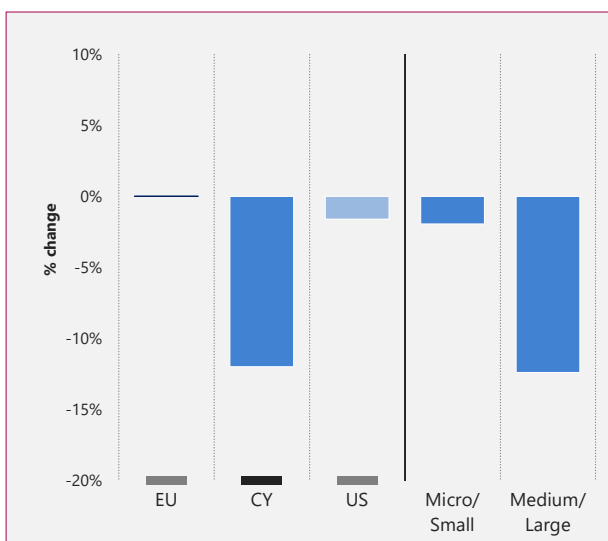
Medium/large firms made more progress on the setting and monitoring of internal targets for carbon emissions/energy consumption than micro/small firms.



Q. In 2020, did your company...?

Base: All firms (excluding don't know/refused responses)

CHANGE IN EMPLOYMENT DURING COVID-19



COVID-19 had a strong impact on employment in Cyprus, which decreased by 12% compared to the pre-pandemic period. The negative effect of the pandemic was much stronger in Cyprus compared to the EU average. Medium and large firms suffered a 12% decrease in employment, and they were more impacted than micro and small firms, which experienced only a 2% reduction in employment.

Q. How many people does your company employ either full or part time at all its locations, including yourself?

Q. How many people did your company employ either full or part time at all its locations at the beginning of 2020, before the COVID-19 pandemic?

Base: All firms (excluding don't know/refused responses)

EIBIS 2021 – Country Technical Details

SAMPLING TOLERANCES APPLICABLE TO PERCENTAGES AT OR NEAR THESE LEVELS

The final data are based on a sample, rather than the entire population of firms in Cyprus, so the percentage results are subject to sampling tolerances. These vary with the size of the sample and the percentage figure concerned.

	EU	US	CY	Manufacturing	Services	Construction/ Infrastructure	Micro/ Small	Medium/ Large	EU vs CY	Manufacturing vs Construction/ Infrastructure	Micro/ Small vs Medium/ Large
	(11920)	(802)	(182)	(46)	(82)	(50)	(142)	(40)	(11920 vs: 182)	(46 vs 50)	(142 vs 40)
10% or 90%	1.1%	3.5%	6.9%	14.1%	10.0%	12.1%	5.4%	11.6%	6.9%	18.5%	12.8%
30% or 70%	1.7%	5.3%	10.5%	21.5%	15.3%	18.4%	8.2%	17.7%	10.6%	28.2%	19.5%
50%	1.8%	5.8%	11.5%	23.5%	16.7%	20.1%	9.0%	19.4%	11.6%	30.8%	21.3%

GLOSSARY

Investment	A firm is considered to have invested if it spent more than EUR 500 per employee on investment activities with the intention of maintaining or increasing the company's future earnings.
Investment cycle	Based on the expected investment in current financial year compared to last one, and the proportion of firms with a share of investment greater than EUR 500 per employee.
Manufacturing sector	Based on the NACE classification of economic activities, firms in group C (Manufacturing).
Services sector	Based on the NACE classification of economic activities, firms in group F (Construction).
Construction/ Infrastructure sector	Based on the NACE classification of economic activities, firms in group G (wholesale and retail trade) and group I (accommodation and food Construction/ Infrastructure activities).
Infrastructure sector	Based on the NACE classification of economic activities, firms in groups D and E (utilities), group H (transportation and storage) and group J (information and communication).
SME	Firms with between 5 and 249 employees.
Large firms	Firms with at least 250 employees.

Note: the EIBIS 2021 country overview refers interchangeably to 'the past/last financial year' or to '2020'. Both refer to results collected in EIBIS 2021, where the question is referring to the past financial year, with the majority of the financial year in 2020 in case the financial year is not overlapping with the calendar year 2020.

EIBIS 2021 – Country Technical Details

The country overview presents selected findings based on telephone interviews with 182 firms in Cyprus (carried out between March and July 2021).

BASE SIZES (*Charts with more than one base; due to limited space, only the lowest base is shown)




Base definition and page reference	EU 2021/2020	US 2021	CY 2021/2020	Manufacturing	Services	Construction/ Infrastructure	Micro/Small	Medium/Large
All firms, p. 2, p. 6, p. 7, p. 10, p. 11	11920/11971	802	182/180	46	82	50	142	40
All firms (excluding 'Company didn't exist three years ago' responses), p. 6	11910/11949	802	182/180	46	82	50	142	40
All firms (excluding don't know/refused responses), p. 2	11620/11634	768	180/178	46	80	50	141	39
All firms (excluding don't know/refused responses), p. 4 (top)	11860/NA	800	180/NA	44	82	50	140	40
All firms (excluding don't know/refused responses), p. 4 (bottom)	11891/NA	802	182/NA	46	82	50	142	40
All firms (excluding don't know/refused responses), p. 5 (top)	11814/11971	768	181/180	46	81	50	142	39
All firms (excluding don't know/refused responses), p. 5 (bottom)	11760/0	766	179/0	44	81	50	140	39
All firms (excluding don't know/refused responses), p. 7 (top)	11765/11727	793	180/178	45	81	50	141	39
All firms (excluding don't know/refused responses), p. 8 (top)	11648/11720	779	173/173	44	78	47	137	36
All firms (excluding don't know/refused responses), p. 8 (bottom)	8780/9039	618	100/113	28	44	27	78	22
All firms (excluding don't know/refused responses), p. 9	11891/11938	802	181/180	46	81	50	141	40
All firms (excluding don't know/refused responses), p. 13 (top)	11882/NA	777	181/NA	46	81	50	142	39
All firms (excluding don't know/refused responses), p. 13 (bottom)	11857/NA	775	182/NA	46	82	50	142	40
All firms (excluding don't know/refused responses), p. 15	11518/11477	743	176/169	46	78	49	138	38
All firms (excluding don't know/refused responses), p. 16 (top)	11849/11898	798	181/180	46	82	49	141	40
All firms (excluding don't know/refused responses), p. 16 (bottom)	11384/NA	783	164/NA	40	73	48	128	36
All firms (excluding don't know/refused responses), p. 17	11659/11739	775	176/173	46	77	50	137	39
All firms (excluding don't know/refused responses), p. 18 (top)*	11616/NA	774	177/NA	45	78	49	137	39
All firms (excluding don't know/refused responses), p. 18 (bottom)	11664/11402	794	178/169	46	79	49	140	38
All firms who have invested in the last financial year (excluding don't know/refused responses), p. 3 (top)	9670/10138	674	113/129	30	50	31	87	26
All firms who have invested in the last financial year (excluding don't know/refused responses), p. 3 (bottom)	9523/9874	667	140/156	36	64	37	105	35
All firms who have invested in the last financial year (excluding don't know/refused responses), p. 12	8675/9255	621	130/145	36	58	34	98	32
All firms who have invested in the last financial year (excluding don't know/refused responses)*, p. 17	11920/11971	802	182/180	46	82	50	142	40
All firms who used external finance in the last financial year (excluding don't know/ refused responses), p. 12	4003/4354	284	46/55	14	15	16	35	11
All firms who used external finance in the last financial year (excluding don't know/refused responses), p. 14*	3964/4310	281	45/54	14	14	15	34	11



Economics Department
U economics@eib.org
www.eib.org/economics

Information Desk
3 +352 4379-22000
U info@eib.org

European Investment Bank
98-100, boulevard Konrad Adenauer
L-2950 Luxembourg
3 +352 4379-1
www.eib.org

 twitter.com/EIB
 facebook.com/EuropeanInvestmentBank
 youtube.com/EIBtheEUBank

© European Investment Bank, 01/2022

PDF: ISBN 978-92-861-5162-0

Cyprus

Overview

EIB INVESTMENT SURVEY

