



The European Investment Bank's contribution to the Sustainable Development Goals

The European Investment Bank's contribution to the Sustainable Development Goals

The European Investment Bank's contribution to the Sustainable Development Goals

© European Investment Bank, 2022.

98-100, boulevard Konrad Adenauer – L-2950 Luxembourg

+352 4379-1

info@eib.org

www.eib.org

twitter.com/eib

facebook.com/europeaninvestmentbank

youtube.com/eibtheeubank

All rights reserved.

All questions on rights and licensing should be addressed to publications@eib.org.

Photo credits: EIB, Shutterstock.

All rights reserved.

Authorisation to reproduce or use these photos must be requested directly from the copyright holder.

For further information on the EIB's activities, please consult our website, www.eib.org.

You can also contact info@eib.org. Get our e-newsletter at www.eib.org/sign-up.

Published by the European Investment Bank.

Printed on FSC® Paper.

The EIB uses paper certified by the Forest Stewardship Council (FSC). Because it's made by people who like trees.

FSC promotes environmentally sound, socially beneficial, and economically viable management of the world's forests. We all know reading is good for you. It's good for the planet, too — as long as you read on the right paper.

Contents

The UN Sustainable Development Goals in EU policy	5
Quantifying the EIB's contribution towards the SDGs	5
How project results are mapped to SDGs	6
The European Investment Bank's contribution towards the SDGs in 2020	8
Sector-specific SDGs inside and outside the European Union	8
Cross-sector SDGs inside and outside the European Union	9
2020 financial contributions to SDGs inside the European Union	10
2020 financial contributions to SDGs outside the European Union	11
Climate awareness bonds and sustainability awareness bonds: Reliable and sustainable investment for SDGs	12
2020 SDG contributions – a more detailed look	14
SDG 3: Good health and well-being (EU)	15
SDG 5: Gender equality (non-EU)	16
SDG 6: Clean water and sanitation (EU)	17
SDG 7: Affordable and clean energy (EU)	18
SDG 9: Industry, innovation and infrastructure (non-EU)	19
SDG 10: Reduced inequalities (non-EU)	20



The UN Sustainable Development Goals in EU policy

The United Nations' 17 Sustainable Development Goals (SDGs) provide a framework for measuring international efforts to end world poverty, protect the planet and ensure that everyone can enjoy peace and prosperity. The goals are explicitly taken into account in the formulation of all European Union policies.

The European Investment Bank (EIB) has been tracking and reporting how its projects contribute towards the SDGs since 2016. Since 2020, the Bank has expanded its reporting to include more information and to demonstrate the full impact of its investments throughout the world. As the EU climate bank, climate action naturally lies at the heart of the EIB's mission but the Bank's activities also have an impact on many of the Sustainable Development Goals.

Quantifying the EIB's contribution towards the SDGs

The EIB's methodology for SDG reporting, in financial terms and in terms of project outputs and outcomes, is comparable to methodologies adopted by other multilateral development banks.

All the projects that the EIB supports are designed to have a positive socioeconomic impact as well as sound financial returns. The impact of the Bank's work is measured by gathering a detailed set of output and outcome data for all its projects. This ensures that the tangible benefits of the Bank's activities are calculated not only in the context of each project, but also at the sectoral, national and international level.

The EIB's mapping methodology defines the relationship between the EIB's project-level indicators and the SDGs. All indicators are mapped to the appropriate SDGs independently of project context, and each indicator may be mapped to up to three different SDGs. Each project thus contributes to all of the SDGs to which its data has been mapped. This approach takes into account the full range of interactions and interlinkages among the SDGs and minimises the number of arbitrary decisions required in the mapping process.


















How project results are mapped to SDGs

Each EIB project is mapped to up to three SDGs using a range of data elements, which include the project's location, sector, anticipated results, eligibility and the type of financing product used.



The process is fully automated and as streamlined and standardised as possible. EIB experts review the results and may modify a mapping to take account of context-specific factors, when necessary.

A selection of indicators from projects signed in 2020 illustrates how their impact contributes to particular SDGs.


Selected project indicator	EU + non-EU	SDG
Patients treated (#)	282 564 978	
<i>of which recipients of COVID-19 vaccine</i>	280 000 000	
Students in education facilities benefiting from EIB finance (#)	1 006 165	
Persons benefiting from safe drinking water (#)	29 581 249	 
Persons benefiting from improved sanitation services (#)	15 552 299	
Households which could be supplied with the energy generated by the project (#)	8 960 130	 
Electricity generation capacity (MW)	10 196	
<i>of which from renewable energy sources</i>	83%	
Power lines installed or upgraded (#)	29 113	
Smart energy meters installed (#)	6 977 633	 
New subscribers with 5G services enabled (#)	2 600 000	
New satellites providing broadband internet services (#)	60	
Households in new or refurbished social and affordable housing (#)	65 915	 
Additional trips made on EIB-financed public transport during the year (#)	380 454 687	 
Persons facing reduced risks of flooding (#)	1 830 000	
Persons with reduced exposure to drought risk (#)	8 739 830	 
New forests planted (ha)	145 076	 

The European Investment Bank's contribution towards the SDGs in 2020

2020 is the first year for which full SDG mappings are available for all projects signed by the EIB. The following charts give a clear visual summary of the EIB's impact through the lens of its contributions to the SDGs in all the regions in which the Bank is active inside and outside the European Union.

Sector-specific¹ SDGs inside and outside the European Union²

EIB-backed projects bring considerable support to goals focusing on sectors in which the Bank has a long-established track record.



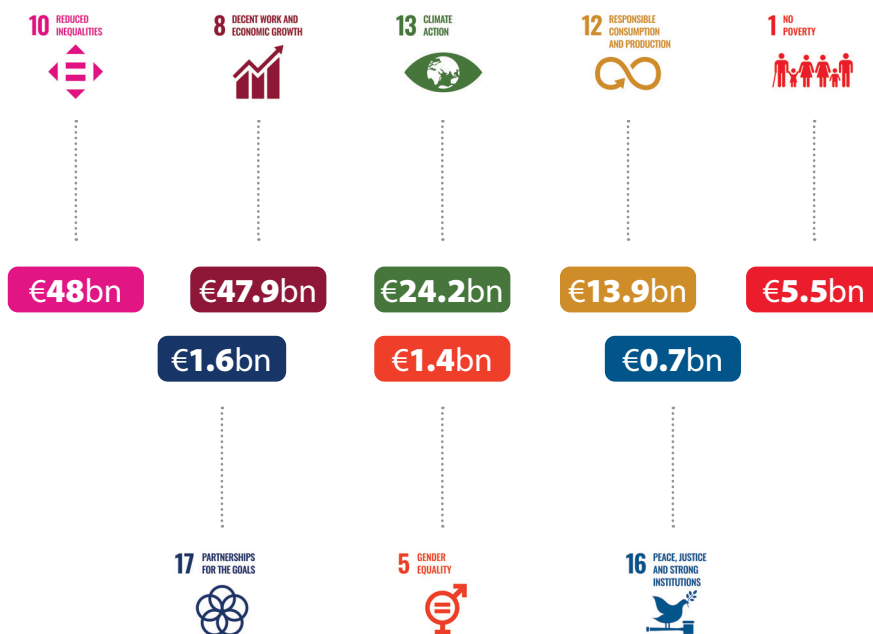
1. The EIB distinguishes between sector-specific and cross-sector SDGs to highlight its contribution to the sectors in which it is traditionally active and the broader economic impact of its lending.
 2. All financial contributions are based solely on EIB own resources and co-financed activities. Given that a project may be mapped to up to three SDGs, the EIB's total annual SDG contribution necessarily exceeds its total lending for the year in question.



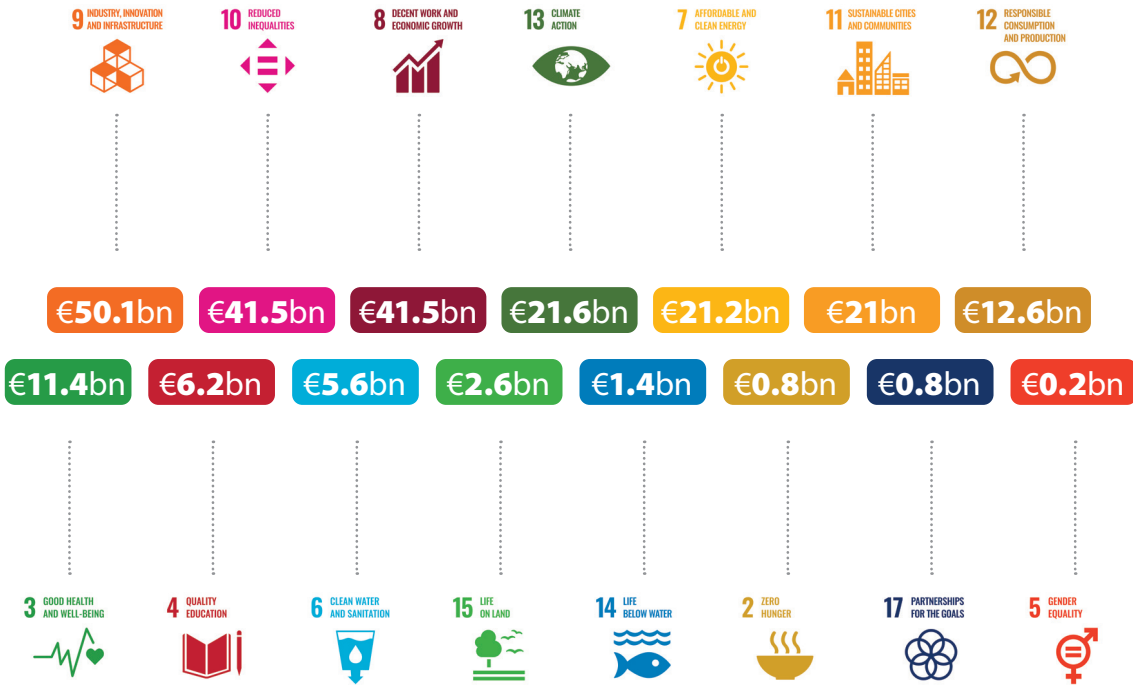
Microfund for Women in Jordan

Cross-sector SDGs inside and outside the European Union

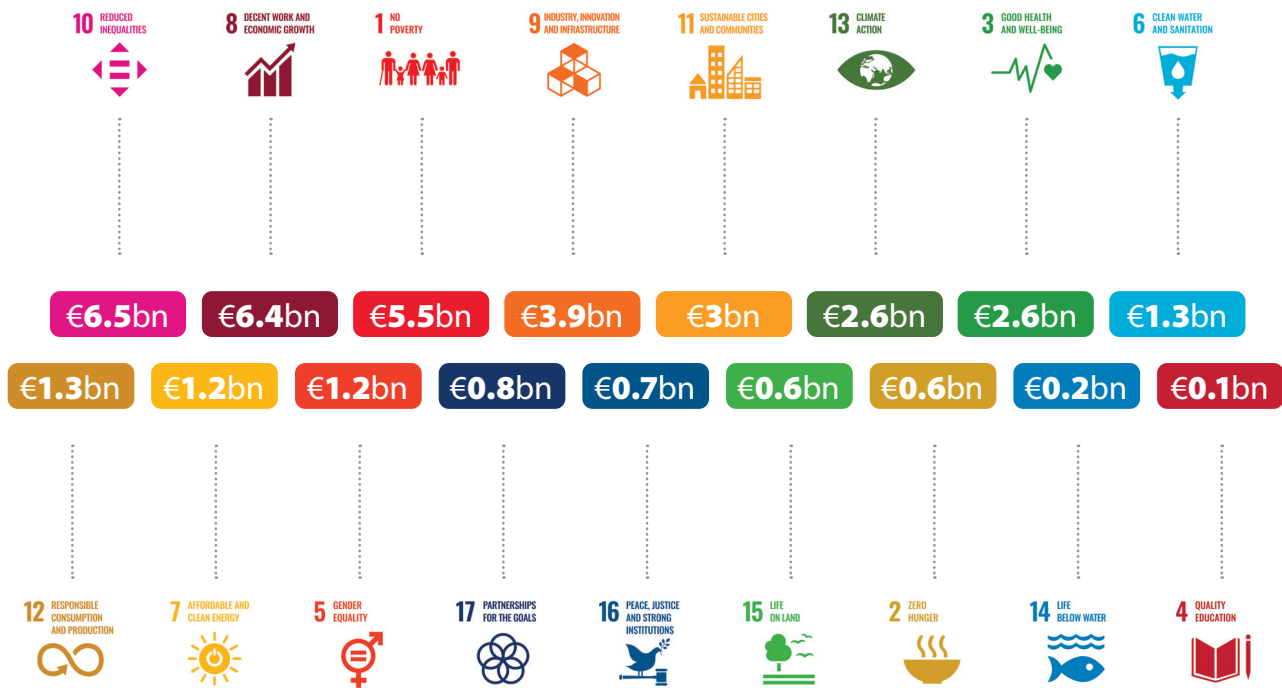
Support for the cross-sector goals highlights the Bank's impact on SDGs representing a complex interaction of less tangible factors, both natural and human-induced.



2020 financial contributions to SDGs inside the European Union



2020 financial contributions to SDGs outside the European Union



Climate awareness bonds and sustainability awareness bonds: Reliable and sustainable investment for SDGs

The Sustainable Development Goals have been an integral part of the European Union's policy framework since 2016. A [Communication from the European Commission](#) explicitly links the SDGs to the European Union's policy framework to ensure that all actions and policy initiatives, both within the European Union and globally, take the SDGs on board from the outset. This applies directly to the regulatory framework that the European Union has established to facilitate sustainable investment.

To achieve the SDGs, capital flows need to be channelled efficiently towards investments in sustainable economic activities. The [EU Taxonomy Regulation](#) establishes criteria for determining whether an economic activity qualifies as sustainable for this purpose. The EIB is championing the application of this regulation to lending and funding.

The EIB issues two sustainability funding instruments: climate awareness bonds (CABs) and sustainability awareness bonds (SABs). The funds raised by climate awareness bonds are allocated to the EIB's lending activities for projects that contribute substantially to climate change mitigation. Sustainability awareness bonds complement CABs and are used for other areas of environmental and social sustainability (see table below).

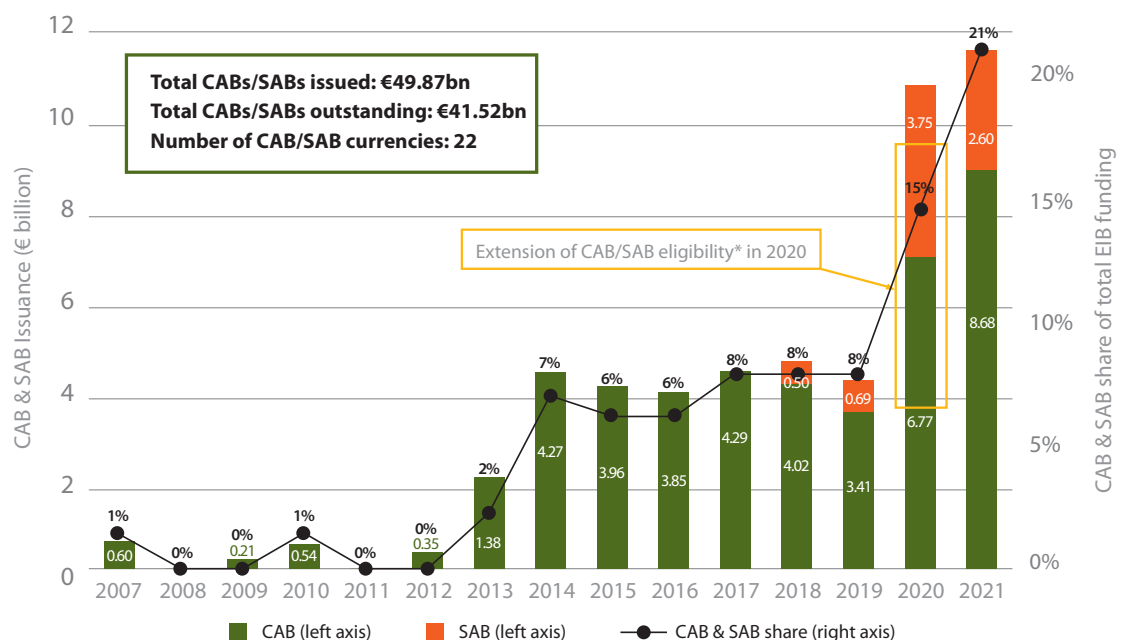
The EIB was the first issuer to align the documentation of its sustainability funding instruments with the EU Taxonomy Regulation. This has enabled it to progressively expand the use of such bonds and the volume of projects it allocates in this way. It also allows investors to monitor consistently how the funds raised are being used through audited allocation and impact reports. This provides a reliable sustainable investment opportunity at the service of the Sustainable Development Goals.

CAB/SAB sustainability objectives and activities – status as of end-2021

	Climate awareness bonds	Sustainability awareness bonds	
	Environmental	Environmental (other than climate change mitigation)	Social
Objectives	<ul style="list-style-type: none"> Climate change mitigation (2007) 	So far: <ul style="list-style-type: none"> Sustainable use and protection of water and marine resources (2018) Pollution prevention and control (2018) Protection and restoration of biodiversity and ecosystems (2021) 	So far: <ul style="list-style-type: none"> Access to water and sanitation (2018) Natural disaster risk management (2018) Access to equitable and inclusive education (end-2019) Universal access to affordable health services (end-2019) Health emergency response and preparedness capacity (2020) Access to social and affordable housing (2021)
Activities	Eligible activities: <ul style="list-style-type: none"> Renewable energy (2007) Energy efficiency (2007) Electric rail infrastructure and rolling stock, and electric buses (June 2020) Research, development and deployment of innovative low-carbon technologies (June 2020) 	Eligible activities: <ul style="list-style-type: none"> Water supply and management (2018) Wastewater collection and treatment (2018) Sustainable forest management (2021) 	Eligible activities: <ul style="list-style-type: none"> Water supply and management (2018) Wastewater collection and treatment (2018) Flood protection (2018) Education (2019), including higher education (2020) Health (2019), including COVID-related activities (2020) Housing (2021)

The extension of eligible objectives and activities in the context of the EU Taxonomy Regulation has enabled the EIB to substantially increase its issuance of both climate awareness and sustainability awareness bonds.

CAB/SAB issuance and share in EIB's total funding programme



Data as of 1 December 2021
Source: EIB Sustainability Funding Team

2020 SDG contributions – a more detailed look

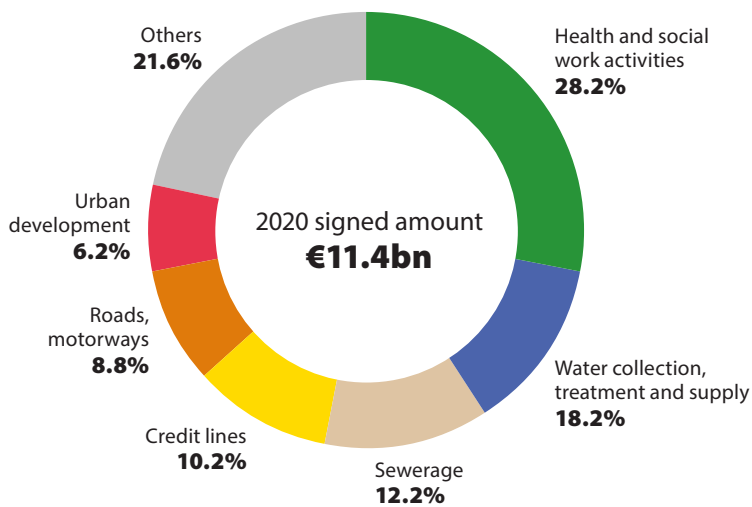
EIB support for the UN Sustainable Development Goals encompasses financing for a vast range of projects, each with its own objectives, operational context and funding requirements. Here, we take a more detailed look at the characteristics of EIB contributions to a selection of the SDGs in terms of the sectors concerned, key project result measurements, investment mobilised and the types of projects contributing to each goal.





SDG 3: Good health and well-being (EU)

EIB FINANCIAL CONTRIBUTION TO SDG 3



INVESTMENT MOBILISED	2019	2020
EU	€96.1bn	€84.3bn

KEY PROJECT RESULT INDICATORS 2020	EU
People benefiting from improved healthcare services (#)	77m
Equipment and ICT supplied to health facilities	€779.64m

PROJECT SAMPLE		
Operation	Description	Contract amount
COVID-19 Italian healthcare FL	Framework loan to support healthcare investments in regions and/or other public sector entities/sub-sovereign public authorities in relation to the COVID-19 pandemic.	€1bn
HUS health care investment programme III	Construction of a new hospital in Helsinki as well as other investments of the Hospital District of Helsinki and Uusimaa in southern Finland's Uusimaa region.	€100m

CASE STUDY

Finnish healthcare investment programme

Construction of a new hospital in Helsinki as well as other investments of the Hospital District of Helsinki and Uusimaa in southern Finland's Uusimaa region.

Expected project results

- Construction of a new hospital and trauma and cancer centres unified in a single hospital
- Energy efficiency savings of 19 507 MWh/year

Economic sectors (NACE)

- Higher education
- Human health activities

Policy objective/eligibility criteria

- Integrated territorial development – healthcare: university teaching hospitals
- Education and training
- Research, development and innovation: research infrastructure

Operation and product type

- Investment loan

Project region/country

- EU Member States
- Finland

Mandates and initiatives

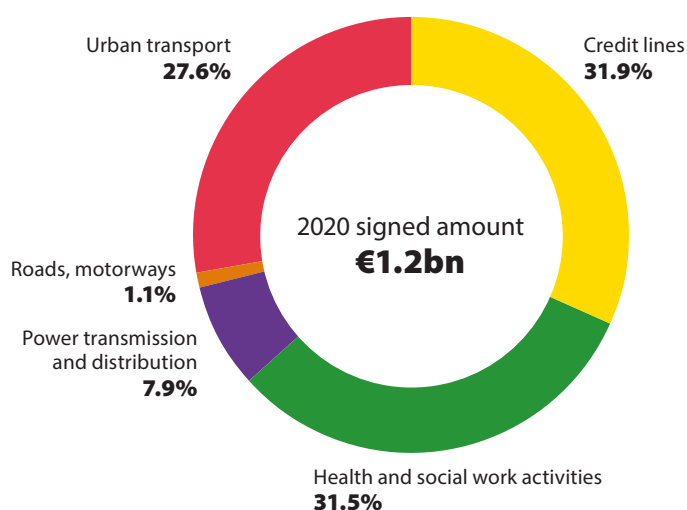
- Inside EU own risk





SDG 5: Gender equality (non-EU)

EIB FINANCIAL CONTRIBUTION TO SDG 5



INVESTMENT MOBILISED	2019	2020
Non-EU	€0.8bn	€3.5bn

KEY PROJECT RESULT INDICATORS 2020	Non-EU
Businesses financed owned by women	52%
Loans to female final beneficiaries	€6m
Loans to female final beneficiaries	€3bn

PROJECT SAMPLE		
Operation	Description	Signed amount
Brazil gender COVID-19 response	Loan to regional development institution for financing micro-enterprises, mainly targeted at women empowerment, in response to the COVID-19 crisis.	€200m
Microfund for Women (MFW) microfinance loan	Loan to fund MFW, mainly supporting female entrepreneurs in Jordan, including Syrian refugees.	€2.7m

CASE STUDY

Microfund for Women microfinance loan (Jordan)

Loan to fund the microfinance activities of Microfund for Women, which mainly supports female entrepreneurs in Jordan, including Syrian refugees.

Expected project results

- Enhanced access to finance for female entrepreneurs, including Syrian refugees

Economic sectors (NACE)

- SMEs

Policy objective/eligibility criteria

- SMEs
- Jobs for youth
- Climate action

Operation and product type

- Multiple beneficiary intermediated loan
- Microfinance

Project region/country

- Mediterranean countries
- Jordan

Mandates and initiatives

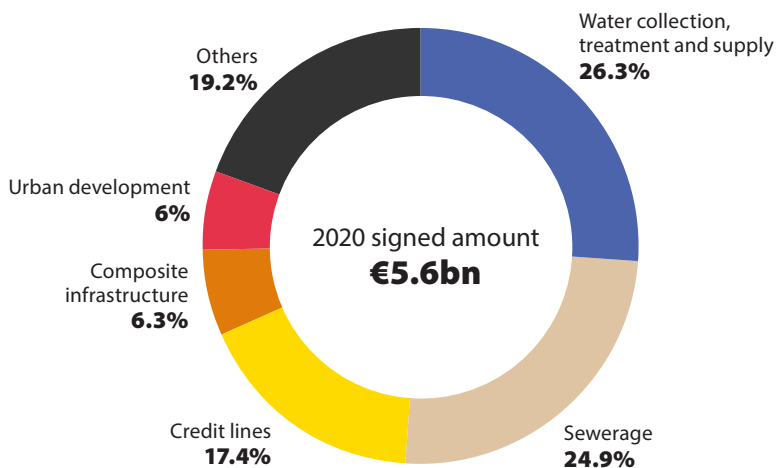
- NIF-NFF Risk Capital Programme South





SDG 6: Clean water and sanitation (EU)

EIB FINANCIAL CONTRIBUTION TO SDG 6



INVESTMENT MOBILISED	2019	2020
EU	€47bn	€53bn

KEY PROJECT RESULT INDICATORS 2020	EU
People benefiting from improved sanitation services (#)	3 063 831
People benefiting from safe drinking water (#)	574 427
Wastewater treated to acceptable standards (p.e.)	6 661 159

PROJECT SAMPLE		
Operation	Description	Contract amount
Czech agriculture – water management	The project will finance water management investments in the Czech Republic promoted by the Ministry of Agriculture.	€300m
Veneto water utilities ABS	Innovative structured financing of local water utilities in the Italian region of Veneto.	€124m

CASE STUDY

Water and wastewater infrastructure (Italy)

Innovative structured financing for investments in water and wastewater infrastructure by six small to medium-sized utilities in the Italian region of Veneto. The investments will deliver substantial environmental quality improvements and health benefits, and improve the efficiency of the drinking water supply system while increasing its resilience against climate-related risks.

Expected project results

- New or rehabilitated water treatment plants with a capacity of 65 153 m³/day

Economic sectors (NACE)

- Water collection, treatment and supply
- Wastewater treatment

Policy objective/eligibility criteria

- Environmental protection and natural resource efficiency
- Climate action

Operation and product type

- Investment loan

Project region/country

- EU Member States
- Italy

Mandates and initiatives

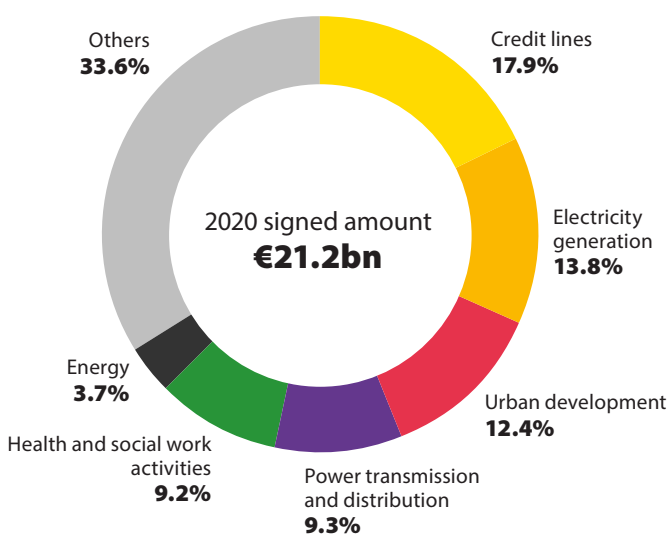
- Investment Plan for Europe





SDG 7: Affordable and clean energy (EU)

EIB FINANCIAL CONTRIBUTION TO SDG 7



INVESTMENT MOBILISED	2019	2020
EU	€113.2bn	€128bn

KEY PROJECT RESULT INDICATORS 2020	EU
Electricity generation capacity from renewable energy sources (MW)	8 216
Electricity produced from renewable energy sources (GWh/year)	341 925
Households which could be supplied with energy generated by project	€7.9m

PROJECT SAMPLE		
Operation	Description	Contract amount
French offshore round 1 – Saint Nazaire & Fecamp	Design, build, maintain and operate two offshore wind farms: Saint-Nazaire and Fécamp – 480 MW and 498 MW, both 12 km off the French coast.	€450m
Energy efficiency in public venues	An integrated investment programme aiming to improve energy efficiency in public buildings and other venues such as schools, hospitals and sports facilities in Greece.	€375m

CASE STUDY

Energy efficiency in public venues (Greece)

An integrated investment programme aiming to improve energy efficiency in public buildings and other venues such as schools, hospitals and sports facilities. This project falls under the Smart Finance for Smart Buildings (SFSB) Initiative, a joint initiative of the EIB Group and the European Commission aimed at supporting energy efficiency investments in buildings.

Expected project results

- Energy savings of 819 GWh/year, equivalent to 150 732 tonnes of CO₂ saved

Economic sectors (NACE)

- Energy

Policy objective/eligibility criteria

- Renewable energy and energy efficiency
- EIB cohesion priority regions
- Climate action

Operation and product type

- Framework loan

Project region/country

- EU Member States
- Greece

Mandates and initiatives

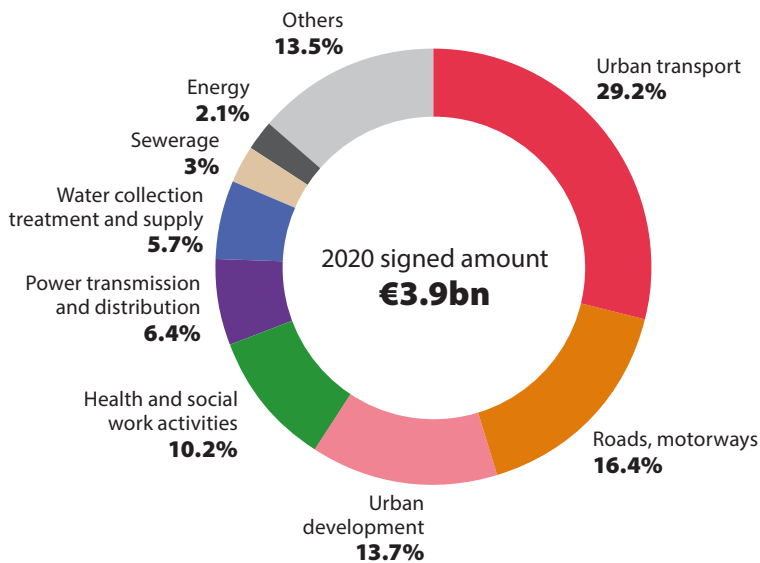
- Inside EU own risk
- Smart finance for buildings





SDG 9: Industry, innovation and infrastructure (non-EU)

EIB FINANCIAL CONTRIBUTION TO SDG 9



INVESTMENT MOBILISED	2019	2020
Non-EU	€17.5bn	€10.9bn

KEY PROJECT RESULT INDICATORS 2020	Non-EU
Time savings (million h/yr)	41.56
Motorway lanes or roads built or upgraded (km)	119.6

PROJECT SAMPLE		
Operation	Description	Contract amount
Oessur medical technology RDI	Research and development investments for innovative prosthetics and bracing solutions.	€68m
Kanpur metro project	Construction and operation of a 32.4 km urban metro rail transit system with 30 stations in Kanpur, India.	€350m

CASE STUDY

Kanpur metro (India)

Construction and operation of an urban metro rail transit system totalling 32.4 km with 30 stations in Kanpur, the largest industrial city of Uttar Pradesh. The project includes the development of two metro rail corridors with elevated sections (19.4 km with 18 stations) and underground sections (13 km with 12 stations) as well as the acquisition of rolling stock.

Expected project results

- New metro system of 32.4 km and 30 stations benefiting 150 million people

Economic sectors (NACE)

- Urban transport

Policy objective/eligibility criteria

- Sustainable transport – urban and inter-urban
- Climate action

Operation and product type

- Investment loan

Project region/country

- India

Mandates and initiatives

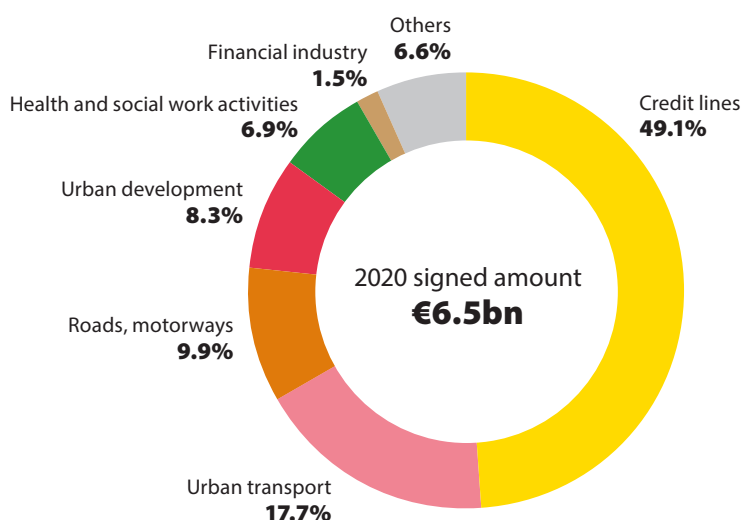
- Climate Action and Environment Facility 2014-2020
- Strategic Projects Facility 2014-2020





SDG 10: Reduced inequalities (non-EU)

EIB FINANCIAL CONTRIBUTION TO SDG 10



INVESTMENT MOBILISED	2019	2020
Non-EU	€16bn	€23.8bn

KEY PROJECT RESULT INDICATORS 2020	Non-EU
Number of households in new or refurbished social and affordable housing (#)	4 135
Average cost of sub-projects financed – SMEs	€239 609 608

PROJECT SAMPLE		
Operation	Description	Contract amount
LV Watsan - Kisumu	The project involves the expansion of the water supply and rehabilitation and expansion of the wastewater system in the city of Kisumu, as well as certain satellite towns around the city, including the construction of a new wastewater treatment works.	€35m
Eastern Ukraine road connectivity	The project supports road rehabilitation and regional development in the Luhansk region of eastern Ukraine.	€100m

CASE STUDY

Eastern Ukraine road connectivity

The project supports road rehabilitation and regional development in the Luhansk region of eastern Ukraine.

Expected project results

- 366 km of road built or upgraded

Economic sectors (NACE)

- Roads, motorways

Policy objective/eligibility criteria

- Strategic transport projects
- Rehabilitation of transport networks
- EIB cohesion priority regions/economic and social cohesion

Operation and product type

- Ordinary loan

Project region/country

- Ukraine

Mandates and initiatives

- External Lending Mandate





European Investment Bank
98-100, boulevard Konrad Adenauer
L-2950 Luxembourg
+352 4379-22000
www.eib.org – info@eib.org

The European Investment Bank's contribution to the Sustainable Development Goals